

TECHNICAL

PROYECTORES Y CARRILES | SPOTLIGHTS AND TRACKS | PROJECTEURS ET RAILS | STRAHLER UND SCHIENEN | PROIETTORI E BINARI | PROJETORES E CALHAS | ПРОЖЕКТОРЫ И ШИНОПРОВОДЫ | ПРОЈЕКТОРЫ I SZYNY



ROUND DOWNLIGHTS | DOWNLIGHTS REDONDOS | DOWNLIGHTS ROUNDS | RUNDE DOWNLIGHTS | DOWNLIGHTS ROTONDI | DOWNLIGHTS REDONDOS | КРУГЛЫЕ ВСТРАИВАЕМЫЕ СВЕТИЛЬНИКИ | OKRĘGŁE OPRAWY TYPU DOWNLIGHT





SQUARE DOWNLIGHTS | DOWNLIGHTS CUADRADOS | DOWNLIGHTS CARRÉS | ECKIGE DOWNLIGHTS | DOWNLIGHTS QUADRATI
 | DOWNLIGHTS QUADRADOS | КВАДРАТНЫЕ ВСТРАИВАЕМЫЕ СВЕТИЛЬНИКИ | KWADRATOWE OPRAWY TYPU DOWNLIGHT



BACKLIGHT **124**



BACO **152**



DELTA COB **126**



EIS **88**



EQUAL S **120**



ECOFIT **122**



FÓRMULA **89**



GES **94**



MINI **90**



MINI EVOLUTION **89**



MINI PLAY **114**



MULTIDIR **144**



MULTIDIR EVO S **136**



MULTIDIR EVO L **136**



OUT SQUARE **132**



PAT **84**



PLAY **108**



PLAY DECO SQUARE **102**




ZOE **89**

TECHNICAL



LINEAL LIGHTING SYSTEMS | SISTEMAS LINEALES DE ILUMINACIÓN | SYSTÈMES D'ÉCLAIRAGE LINÉAIRES | LINEARE BELEUCHTUNGSSYSTEME | SISTEMI LINEARI D'ILLUMINAZIONE | SISTEMAS LINEARES DE ILUMINAÇÃO | ЛИНЕЙНЫЕ СИСТЕМЫ ОСВЕЩЕНИЯ | LINIOWE SYSTEMY OŚWIETLENIOWE



INFINITE 166

INFINITE LED 164

INFINITE C 158

INFINITE C LED 160



SUSPENDIDOS | SUSPENDED | SUSPENSIONS | HÄNGELEUCHTEN | SOSPENSIONI | SUSPENSÕES | ПОДВЕСНЫЕ | ZWIESZANE



BACO 154

BOND TUBE 52

EXIT 150

ECOFIT 145



INFINITE 164

INFINITE LED 162



PEK 174

PLAY DECO SURFACE 106



SEÑALIZACIÓN | SIGNAL | SIGNALISATION | SIGNALISIERUNG | SEGNALETICA | SINALIZAÇÃO |
 МАРКЕРНАЯ ПОДСВЕТКА | SYGNALIZACJA



LED

BIT 186



LED

DOT 187



LED

LEO 184



LED

OXY 185



SECRET 190



LED

SIGN 192



LED

STEP 188



TIRAS LED | LED STRIPS | BANDEAUX À LED | LED-BÄNDER | STRISCHE LED | FITAS LED |
 СВЕТОДИОДНЫЕ ЛЕНТЫ | PASKI LED



NEW LED

DEEP 204



LED

ION 196



LED

ON 196



LED

ON ECO 199



LED

ON IP ECO 198



LED

ON HP 200



LED

ON HP IP 201



LED

ON SP 202



LED

ON SP IP 203



LED

ZENIT 203



NEW

LINEAL 206



TECHNICAL



42-77 SPOTLIGHTS AND TRACKS

PROYECTORES Y CARRILES
PROJECTEURS ET RAILS
STRAHLER UND SCHIENEN
PROIETTORI E BINARI
PROJETORES E CALHAS
ПРОЖЕКТОРЫ И ШИНОПРОВОДЫ
PROJEKTORY I SZYNY



156-171 LINEAL LIGHT SYSTEMS

SISTEMAS LINEALES DE ILUMINACIÓN
SYSTÈMES D'ÉCLAIRAGE LINÉAIRES
LINEARE BELEUCHTUNGSSYSTEME
SISTEMI LINEARI D'ILLUMINAZIONE
SISTEMAS LINEARES DE ILUMINAÇÃO
ЛИНЕЙНЫЕ СИСТЕМЫ ОСВЕЩЕНИЯ
LINIOWE SYSTEMY OŚWIETLENIOWE



182-193 SIGNAL

SEÑALIZACIÓN
SIGNALISATION
SIGNALISIERUNG
SEGNALETICA
SINALIZAÇÃO
МАРКЕРНАЯ ПОДСВЕТКА
SYGNALIZACJA



78-155 DOWNLIGHTS

DOWNLIGHTS
DOWNLIGHTS
DOWNLIGHTS
DOWNLIGHTS
DOWNLIGHTS
DOWNLIGHTS
ПОТОЛОЧНЫЕ
OPRAWY TYPU DOWNLIGHT



172-181 SUSPENDED

SUSPENDIDOS
SUSPENSIONS
HÄNGELEUCHTEN
SOSPENSIONI
SUSPENSÕES
ПОДВЕШНЫЕ
ZWIESZANE



194-209 LED STRIPS

TIRAS LED
BANDEAUX À LED
LED-BÄNDER
STRISCE LED
FITAS LED
СВЕТОДИОДНЫЕ ЛЕНТЫ
PASKI LED

CRI

COLOUR RENDERING INDEX



CRI - Es la medida que se utiliza para determinar la capacidad que tiene una fuente luminosa para reproducir fielmente los colores de varios objetos en comparación a la fuente de luz natural e ideal, el sol. Las luminarias con un IRC elevado son necesarias en aplicaciones donde la reproducción del color es importante, por ejemplo, en la iluminación de textiles y alimentación.

CRI- It is the measure used to determine the ability of a light source to reveal the colours of various objects faithfully in comparison with the ideal or natural light source, the sun. High CRI lights are needed in those applications where colour reproduction is important, such as textile and food sector light.

IRC Indice de rendu des couleurs : permet de mesurer la capacité d'une source lumineuse à reproduire fidèlement les couleurs d'objets divers par rapport à la source de lumière naturelle idéale que constitue le soleil. Les luminaires à IRC élevé sont nécessaires dans les applications où la reproduction de couleur est importante, notamment pour l'éclairage textile et alimentaire.

CRI - Der Farbwiedergabeindex ist eine Kennzahl, mit der die Qualität der Farbwiedergabe von Lichtquellen beschrieben wird. Sie gibt für jede Lichtquelle an, wie sehr die Farbwiedergabe vom Ideal des Tageslichts abweicht. Leuchten mit hohem CRI sind notwendig, wenn die Farbwiedergabe wichtig ist, zum Beispiel bei der Beleuchtung von Textilien und Lebensmitteln.



LOW CRI

HIGH CRI

El catálogo técnico de LEDS-C4 presenta diferentes soluciones con alto CRI, superior a 90, para conseguir reproducir los colores fielmente de los productos iluminados y mejorar su presentación.

LEDS-C4 technical catalogue presents different solutions with a high CRI (over 90) able to reveal the colours from lit products faithfully and thus, to improve their presentation.

Le catalogue technique de LEDS-C4 propose différentes solutions à IRC élevé (supérieur à 90) qui permettent de reproduire fidèlement les couleurs des produits éclairés et d'en améliorer ainsi la présentation.

Der Katalog von LEDS-C4 enthält verschiedene Lösungen mit hohem CRI (höher als 90), die für eine genaue Farbwiedergabe der beleuchteten Produkte und eine optimale Präsentation sorgen.

Il catalogo tecnico di LEDS-C4 presenta diverse soluzioni con un IRC elevato (superiore a 90) che riescono a riprodurre fedelmente i colori dei prodotti illuminati e ne migliorano la presentazione.

O catálogo técnico da LEDS-C4 apresenta diferentes soluções com elevado CRI (superior a 90) que conseguem reproduzir fielmente as cores dos produtos iluminados e melhoram a sua apresentação.

Технический каталог фирмы LEDS-C4 представляет различные решения с использованием ламп с высоким показателем CRI (выше 90), которые достоверно передают цвета освещаемых предметов и улучшают их внешний вид.

Katalog techniczny LEDS-C4 przedstawia różne rozwiązania o wysokim CRI (wyższym niż 90), które są w stanie wiernie oddać kolory oświetlonych produktów i poprawiają sposób ich prezentacji.


CRI - È la misura che si utilizza per determinare la capacità di una fonte luminosa di riprodurre fedelmente i colori di vari oggetti in confronto alla luce naturale e ideale, il sole. Le lampade con un IRC elevato sono necessarie in applicazioni in cui la riproduzione del colore è importante, per esempio nell'illuminazione di tessuti e nell'alimentazione.

CRI - É a unidade que mede a capacidade de uma fonte luminosa para reproduzir fielmente as cores de vários objetos comparativamente à fonte de luz natural e ideal, o sol. As luminárias com um CRI elevado são necessárias em aplicações onde a reprodução da cor é importante, por exemplo, na iluminação de têxteis e alimentação.

Индекс цветопередачи (**CRI**) - это мера, которой определяется способность источника света передавать цвета различных предметов по сравнению с источником натурального и идеального освещения, то есть солнца. Светильники с высоким показателем CRI необходимы там, где цветопередача особенно важна, например, при освещении текстильной продукции или продуктов питания.

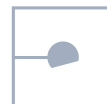
CRI - to wielkość, która jest używana w celu określenia zdolności źródła światła do wiernego oddawania kolorów różnych przedmiotów w porównaniu z naturalnym lub idealnym źródłem światła, słońcem. Oprawy oświetleniowe o wysokim CRI są konieczne do zastosowania tam, gdzie ważne jest odtwarzanie kolorów, na przykład przy oświetleniu wyrobów włókienniczych i produktów spożywczych.

TECHNICAL




P. 44 P. 46 P. 48 P. 54 P. 60 P. 58

	14							
	60							
QR-111/G53								
CDM-R111/GX8.5	35W							
CDM-R111/GX8.5	70W							
HIT-T/G12	35W							
HIT-T/G12	70W							
HIT-T/G12	100W							
AR-111/GU10	-							
QPAR-16/GU10	-							
LED TRIDONIC	-							
LED Zhaga	-							
LED Zhaga CRI90	-							
LED PHILIPS CRI92	-							
LED CRI93	-							
	10°							
	11°							
	12°							
	15°							
	19°							
	20°							
	24°							
	28°							
	30°							
	35°							
	36°							
	38°							
	40°							
	45°							
	50°							
	55°							
	90X60°							



SPOTLIGHTS AND TRACKS

PROYECTORES Y CARRILES
 PROJECTEURS ET RAILS
 STRAHLER UND SCHIENEN
 PROIETTORI E BINARI
 PROJETORES E CALHAS
 ПРОЖЕКТОРЫ И ШИНОПРОВОДЫ
 PROJEKTORY I SZYNY



P. 62

P. 66

P. 70

P. 71

P. 72

P. 73

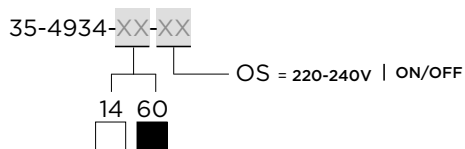
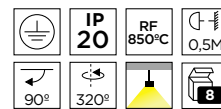
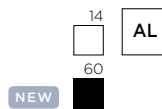
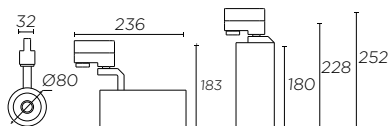
P. 74

■	■	■	■	■	■	■
		■	■	■	■	■
		■	■	■	■	■
■	■	■	■	■	■	■
■						
						■
						■
	■	■	■	■		
	■	■	■	■		
■					■	
■						
		■		■		■
			■			
		■			■	
			■			
		■				
			■		■	
			■			
		■				
			■		■	
			■			
		■				
■	■	■	■	■	■	■





MINI BOND TUBE



LED OSRAM
Zhaga Standard

CRI 80

XX XX

A**... A

35-4934	14 60	OS	20°	3000K	25,7W	2000 lm	
35-4935			30°				
35-4936			50°				
35-4937			20°				
35-4938			30°				
35-4939			50°				

Accesorios / Accessories / Accessoires / Zubehöre / Accessori / Acessórios / Аксессуары / Akcesoria



ACT-9105-14-00



ACT-9105-60-00



ACT-9106-14-00



ACT-9106-60-00



+

ACT-9105-14-00



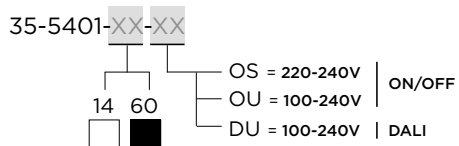
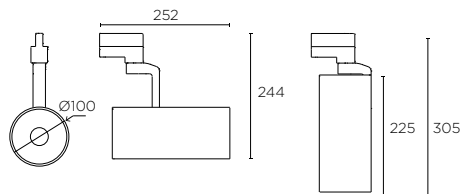
ACT-9105-60-00







BOND TUBE MEDIUM NEW



LED CREE Zhaga Standard

A**... A

	CRI 80	XX	XX					
35-5380				15°	3000K	2040 lm	17,4W	
35-5381	14	OS	30°					
35-5382	-	-	55°					
35-5394				15°	4000K			
35-5396	60	OU	30°					
35-5397			55°					
35-5401				15°	3000K	2670 lm	25,9W	
35-5411	14	OS	30°					
35-5412	-	-	55°					
35-5413				15°	4000K			
35-5414	60	DU	30°					
35-5415			55°					
CRI 90								
35-5398				15°	3000K	1540 lm	17,4W	
35-5399	14	OS	30°					
35-5400		OU	55°					
35-5416				15°	4000K	2020 lm	25,9W	
35-5417	60	OS	30°					
35-5418		OU DU	55°					

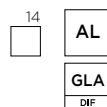
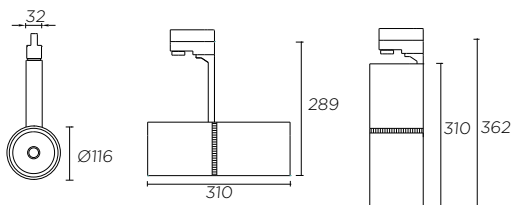
Accesorios / Accessories / Accessoires / Zubehöre / Accessori / Acessórios / Аксессуары / Akcesoria

	ACT-9105-14-00	<input type="checkbox"/>	
	ACT-9105-60-00	<input checked="" type="checkbox"/>	
	ACT-9106-14-00	<input type="checkbox"/>	
	ACT-9106-60-00	<input checked="" type="checkbox"/>	
+			
	ACT-9105-14-00	<input type="checkbox"/>	
	ACT-9105-60-00	<input checked="" type="checkbox"/>	





BOND TUBE



LED CREE Zhaga Standard A**... A

CRI 80

XX XX

35-3561			15°	3000K	2670 lm	25,9W	
35-3562		OS	24°				
35-3563	- 14 -	OU	36°				
35-3564			15°	4000K			
35-3565		DU	24°				
35-3566			36°				

35-3570			15°	3000K	3380 lm	33,7W	
35-3571			24°				
35-3572			36°				
35-3573			15°	4000K			
35-3574			24°				
35-3575	- 14 -	OU	36°				
35-3952			15°	3000K	4600 lm	44,8W	
35-3953			24°				
35-3954			36°				
35-3955			15°	4000K			
35-3956			24°				
35-3957			36°				

CRI 90

35-3567		OS	15°	3000K	2020 lm	25,9W	
35-3568		OU	24°				
35-3569	- 14 -	DU	36°				
35-3958			15°	4000K	3490 lm	44,8W	
35-3959		OU	24°				
35-3960			36°				



QR-111

G53
A**... C

35-3554-14-00	<input type="checkbox"/>	max.100W		220-240V 50-60Hz		O9-14
---------------	--------------------------	----------	--	---------------------	--	-------

HIT-T

G12
A*... A

35-3555-14-37	<input type="checkbox"/>	10°	35W		220-240V 50-60Hz
35-3556-14-37	<input type="checkbox"/>	24°			
35-3557-14-37	<input type="checkbox"/>	45°			
35-3558-14-37	<input type="checkbox"/>	10°	70W		
35-3559-14-37	<input type="checkbox"/>	24°			
35-3560-14-37	<input type="checkbox"/>	45°			

AR-111 LED

GU10 (max. H=100 mm)
A*... A

35-3553-14-00	<input type="checkbox"/>	-	max. 15W		22-25
---------------	--------------------------	---	----------	--	-------

Accesorios / Accessories / Accessoires / Zubehöre / Accessori / Acessórios / Аксессуары / Akcesoria



ACT-9135-60-00 HIT-T



ACT-9105-14-00



ACT-9105-60-00



ACT-9106-14-00



ACT-9106-60-00



+

ACT-9105-14-00



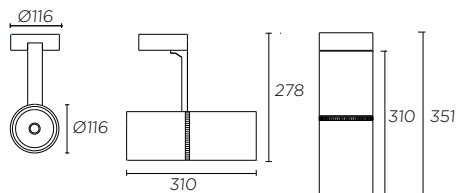
ACT-9105-60-00







BOND TUBE



14

AL
GLA
DIF



IP 20

RF 850°C

0,5M

90°

320°



6



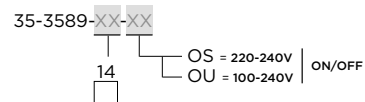
P680

LED CREE
Zhaga Standard
A+... A

CRI 80

XX XX

35-3589			15°	3000K	2670 lm	25,9W	
35-3590		OS	24°				
35-3591	- 14 -		36°				
35-3592			15°	4000K			
35-3593		OU	24°				
35-3594			36°				

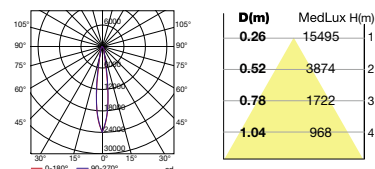


35-3598			15°	3000K	3380 lm	33,7W	
35-3599			24°				
35-3600			36°				
35-3601			15°	4000K			
35-3602			24°				
35-3603	- 14 -	OU	36°				
35-3961			15°	3000K	4600 lm	44,8W	
35-3962			24°				
35-3963			36°				
35-3964			15°	4000K			
35-3965			24°				
35-3966			36°				

CRI 90

35-3595			15°	3000K	2020 lm	25,9W	
35-3596		OS	24°				
35-3597	- 14 -	OU	36°				
35-3967			15°	4000K	3490 lm	44,8W	
35-3968		OU	24°				
35-3969			36°				

LED 3000K 44,8W 15°



QR-111

G53
A+... C

35-3582-14-00	<input type="checkbox"/>	max.100W		220-240V 50-60Hz		09-14
---------------	--------------------------	----------	--	---------------------	--	-------

HIT-T

G12
A+... A

35-3583-14-37	<input type="checkbox"/>	10°	35W		220-240V 50-60Hz
35-3584-14-37	<input type="checkbox"/>	24°			
35-3585-14-37	<input type="checkbox"/>	45°			
35-3586-14-37	<input type="checkbox"/>	10°	70W		
35-3587-14-37	<input type="checkbox"/>	24°			
35-3588-14-37	<input type="checkbox"/>	45°			

AR-111 LED

GU10 (max. H=100 mm)
A+... A

35-3581-14-00	<input type="checkbox"/>	-	max. 15W		22-25
---------------	--------------------------	---	----------	--	-------

Accesorios / Accessories / Accessoires / Zubehöre / Accessori / Acessórios / Аксессуары / Akcesoria

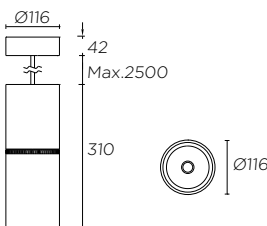


ACT-9135-60-00 HIT-T





BOND TUBE



LED CREE
Zhaga Standard
A+... A

CRI 80

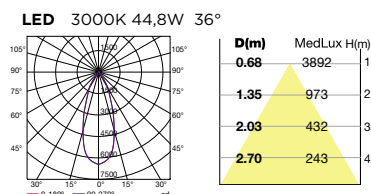
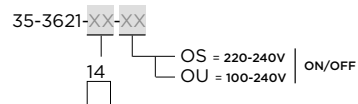
XX XX

35-3621	- 14 -	OS	15°	2670 lm	25,9W	
35-3622			24°			
35-3623			36°			
35-3624		OU	15°			
35-3625			24°			
35-3626			36°			

35-3631	- 14 -	OU	15°	3380 lm	33,7W		
35-3632			24°				
35-3633			36°				
35-3634			15°				
35-3635			24°				
35-3636			36°				
35-3970		OU	OS	15°	4600 lm	44,8W	
35-3971				24°			
35-3972				36°			
35-3973			OU	15°			
35-3974				24°			
35-3975				36°			

CRI 90

35-3628	- 14 -	OS	15°	2020 lm	25,9W	
35-3629			24°			
35-3630			36°			
35-3976		OU	15°			
35-3977			24°			
35-3978			36°			



QR-111

G53 A+... C	35-3612-14-00	<input type="checkbox"/>	max.100W			220-240V 50-60Hz		09-14
----------------	---------------	--------------------------	----------	--	--	---------------------	--	-------

HIT-T

G12 A+... A	35-3613-14-37	<input type="checkbox"/>	10°	35W		220-240V 50-60Hz
	35-3614-14-37	<input type="checkbox"/>	24°			
	35-3616-14-37	<input type="checkbox"/>	45°			
	35-3617-14-37	<input type="checkbox"/>	10°	70W		
	35-3618-14-37	<input type="checkbox"/>	24°			
	35-3619-14-37	<input type="checkbox"/>	45°			

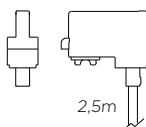
AR-111 LED

GU10 (max. H=100 mm) A+... A	35-3611-14-00	<input type="checkbox"/>	-	max. 15W		22-25
---------------------------------	---------------	--------------------------	---	----------	--	-------

Accesorios / Accessories / Accessoires / Zubehöre / Accessori / Acessórios / Аксессуары / Akcesoria



ACT-9135-60-00 HIT-T



71-3531-60-00

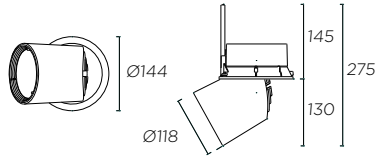
Kit suspensión carril / Track suspended Kit / Kit suspension / Aufhängekit / Kit sospensione / Kit de suspensão / Набор для подвешного монтажа для шины / Zestaw do zawieszenia

BOND





BOND



14

- AL
- GLA
- DIF

- IP 20
- RF 850°C
- 0,5M
- 60°
- 320°
- DIMMING
- 12



M = 71-4894
P = 71-4897

LED CREE Zhaga Standard A**... A

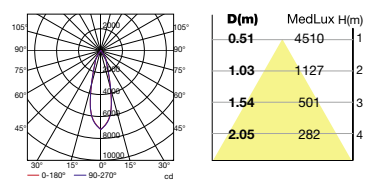
CRI 80

90-4842-14-37	<input type="checkbox"/>	15°	3000K	max. 2670lm	max. 25,9W	max. 700 mA		P.682
90-4843-14-37	<input type="checkbox"/>	24°						
90-4844-14-37	<input type="checkbox"/>	36°						
90-4845-14-37	<input type="checkbox"/>	15°						
90-4846-14-37	<input type="checkbox"/>	24°	4000K					
90-4847-14-37	<input type="checkbox"/>	36°						
90-2582-14-37	<input type="checkbox"/>	15°	3000K	max. 3380lm	max. 33,7W	max. 900 mA		P.682
90-2594-14-37	<input type="checkbox"/>	24°						
90-2599-14-37	<input type="checkbox"/>	36°	4000K					
90-2605-14-37	<input type="checkbox"/>	15°						
90-2611-14-37	<input type="checkbox"/>	24°	4000K					
90-2613-14-37	<input type="checkbox"/>	36°						

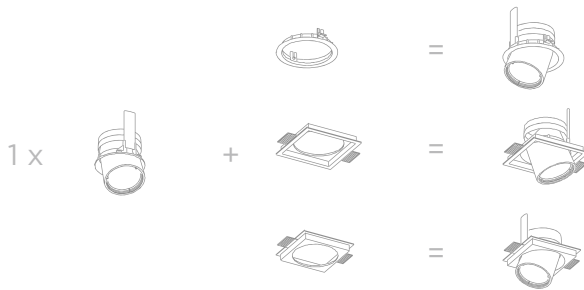
CRI 90

90-2614-14-37	<input type="checkbox"/>	15°	3000K	max. 2020lm	max. 25,9W	max. 700 mA		P.682
90-2615-14-37	<input type="checkbox"/>	24°						
90-2616-14-37	<input type="checkbox"/>	36°						
90-3512-14-37	<input type="checkbox"/>	15°	4000K	max. 2750lm	max. 33,7W	max. 900 mA		P.682
90-3513-14-37	<input type="checkbox"/>	24°						
90-3514-14-37	<input type="checkbox"/>	36°						

LED 3000K 33,7W 24°



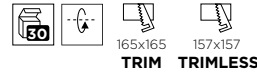
Accesorios necesarios / Accessories required / Accessoires nécessaires / Notwendig Zubehör / Accessori necessari / Acessórios necessários / Необходимые аксессуары / Akcesoria konieczne



71-2337-14-00



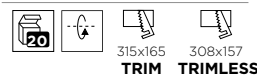
71-2339-14-00



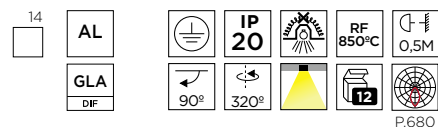
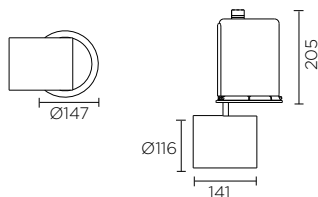
71-2338-14-00



71-2340-14-00



BOND



QR-111

G53
A**... C

71-1929-14-00	<input type="checkbox"/>	max.100W		09-14
---------------	--------------------------	----------	--	-------

CDM-R111

GX8.5
A**... C

71-1849-14-00	<input type="checkbox"/>	max.70W		15-20
---------------	--------------------------	---------	--	-------

HIT-T

G12
A*... A

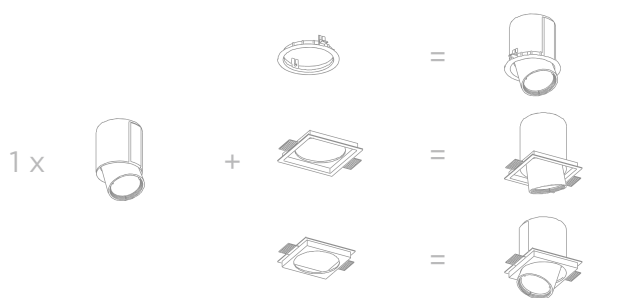
71-1930-14-37	<input type="checkbox"/>	10°	max.70W	
71-1931-14-37	<input type="checkbox"/>	24°		
71-1932-14-37	<input type="checkbox"/>	45°		

Accesorios / Accessories / Accessoires / Zubehöre / Accessori / Acessórios / Аксессуары / Akcesoria



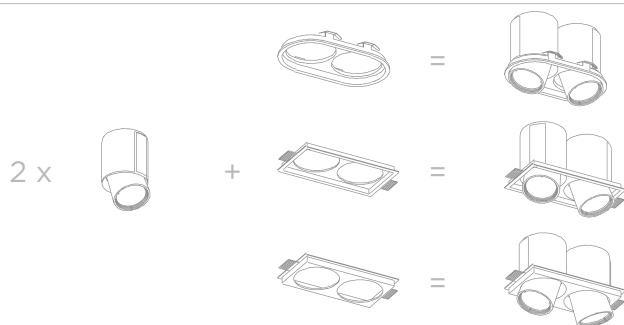
ACT-9135-60-00 HIT-T

Accesorios necesarios / Accessories required / Accessoires nécessaires / Notwendig Zubehör / Accessori necessari / Acessórios necessários / Необходимые аксессуары / Akcesoria konieczne



71-2337-14-00	<input type="checkbox"/>		
		50	Ø 170

71-2339-14-00	<input type="checkbox"/>		
		50	165x165 157x157
			TRIM TRIMLESS



71-2338-14-00	<input type="checkbox"/>		
		20	320x170

71-2340-14-00	<input type="checkbox"/>		
		20	315x165 308x157
			TRIM TRIMLESS

ACTION

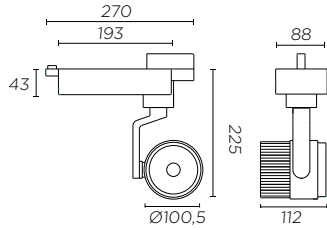




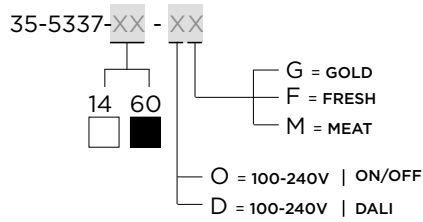


ACTION FOOD

NEW



14	AL	IP 20	RF 850°C	0,5M
60	GLA			
90° 90°	DF	90° 90°	320°	6



LED TRIDONIC

A**... A

	XX	XX				
35-5337	-	14	OG	GOLD	3760 lm	36,9W
		60	OF	FRESH	3550 lm	
			OM	MEAT	2450 lm	
			DF	24° + 38°		

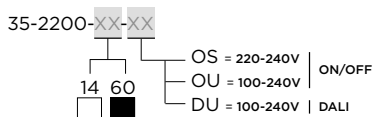
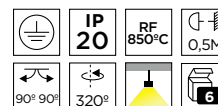
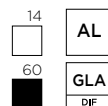
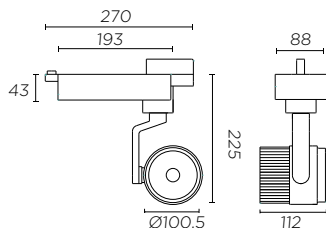
	 Dorados Golden		G = GOLD TC: 2700K IRC:85
	 Diversidad de colores Multiple colours		F = FRESH TC: 3000K IRC:98
	 Rojos y rosados Red and pink		M = MEAT TC: 3000K IRC:85







ACTION



LED CREE

CRI 80

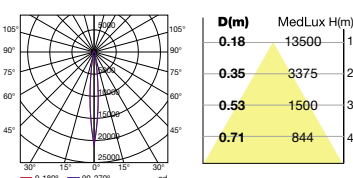
A**... A

XX	XX	Beam Angle	Color Temp	Light Output	Power	Icon	
35-3931	14	OS	10°	3000K	2180 lm	25,1W	
35-3932	60	OU	4000K				
35-2200	14	OS	24°	3000K	3460 lm	38,6W	
35-2202			38°				
35-2204		60	OU	24°			
35-2205			DU	38°			
35-3908	14	OU	24°	3000K	4600 lm	44,8W	
35-3909			38°				
35-3910		60	OU	24°			
35-3911			DU	38°			

CRI 90

35-3933	14	OS	10°	3000K	1760 lm	25,1W	
35-2210	60	OU	24°		2020 lm	25,9W	
35-2215			38°				
35-3510	14	OU	24°	3000K	2960 lm	38W	
35-3511	60		DU				
35-3912	14	OU	24°	3000K	3490 lm	44,8W	
35-3913	60		DU				

LED 3000K 25,1W 10°

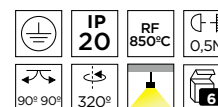
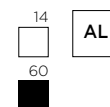
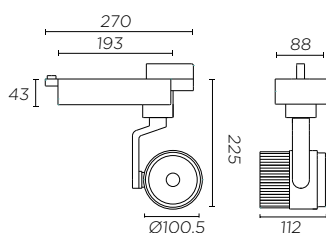


Accesorios / Accessories / Accessoires / Zubehöre / Accessori / Acessórios / Аксессуары / Akcesoria



71-2675-60-00

ACTION HIGH DEFINITION OPTIC CONTROL



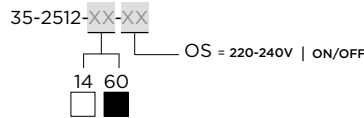
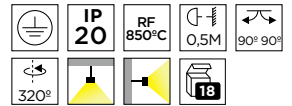
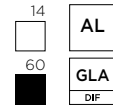
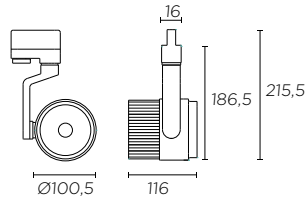
LED CREE

CRI 93

A**... A

35-5153	14	OU	11°	3000K	1800 lm	25,1W	
35-5153	60						

ACTION



LED OSRAM

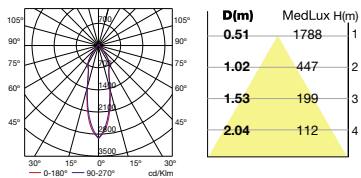
CRI 80

XX XX

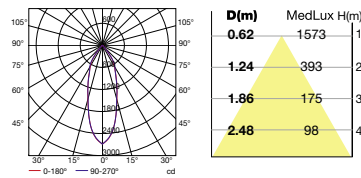
A**... A

35-2512	14 60	OS	24°	3000K	2000 lm	25,7W	
35-2515			38°			24,4W	
35-2513			24°	4000K			
35-2517			38°				

LED 3000K 25,7W 24°



LED 3000K 25,7W 38°



Accesorios / Accessories / Accessoires / Zubehöre / Accessori / Acessórios / Аксессуары / Akcesoria



71-2675-60-00



ACT-9105-14-00



ACT-9105-60-00



ACT-9106-14-00



ACT-9106-60-00



+

ACT-9105-14-00

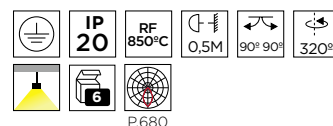
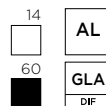
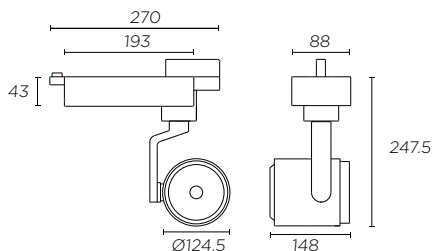


ACT-9105-60-00





ACTION

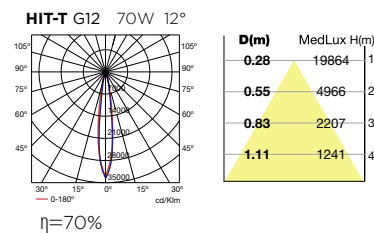


QR-111

G53	PR-0946-14-00 <input type="checkbox"/>	max.100W	220-240V 50-60Hz	09-14
A**... C	PR-0946-60-00 <input checked="" type="checkbox"/>			

HIT-T

G12 A*... A	PR-0949-14-37 <input type="checkbox"/>	12°	35W	220-240V 50-60Hz
	PR-0949-60-37 <input checked="" type="checkbox"/>			
	PR-0950-14-37 <input type="checkbox"/>	24°		
	PR-0950-60-37 <input checked="" type="checkbox"/>			
	PR-0951-14-37 <input type="checkbox"/>	38°		
	PR-0951-60-37 <input checked="" type="checkbox"/>			
	PR-0952-14-37 <input type="checkbox"/>	70W	12°	
	PR-0952-60-37 <input checked="" type="checkbox"/>			
	PR-0953-14-37 <input type="checkbox"/>		24°	
	PR-0953-60-37 <input checked="" type="checkbox"/>			
PR-0954-14-37 <input type="checkbox"/>	38°			
PR-0954-60-37 <input checked="" type="checkbox"/>				



AR-111 LED

GU10 (max. H=100 mm)	PR-0955-14-00 <input type="checkbox"/>	max. 15W	-	22-25
A*... A	PR-0955-60-00 <input checked="" type="checkbox"/>			

Accesorios / Accessories / Accessoires / Zubehöre / Accessori / Acessórios / Аксессуары / Akcesoria



ACT-9180-60-00 HIT-T



ACT-9181-14-00

HIT-T

ACT-9181-60-00

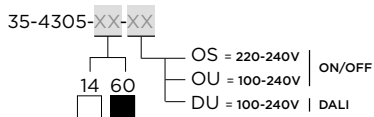
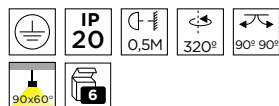
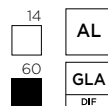
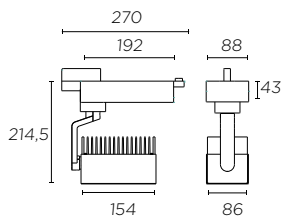
QR-111

AR-111





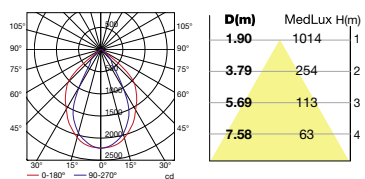
ACTION WALL WASHER



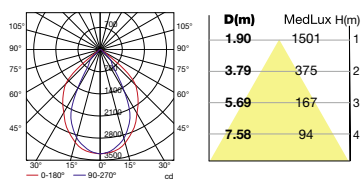
LED CREE
Zhaga Standard
A+... A

	CRI80	XX	XX					
35-4305	-	14	-	OS	3000K	3460 lm	38,6W	
35-4306		60		OU				
35-4731	-	14	-	OU	3000K	5120 lm	53,2W	
35-4732		60		4000K				
CRI90								
35-4313	-	14	-	OS	3000K	2960 lm	38W	
		60		OU				
35-4733	-	14	-	OU	3000K	3880 lm	53,2W	

LED 3000K 38,6W 90°x60°



LED 3000K 53,2W 90°x60°



MACH3
MINI

MACH3
MEDIUM

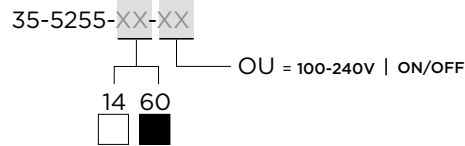
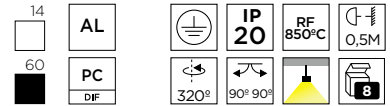
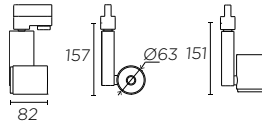


MACH3



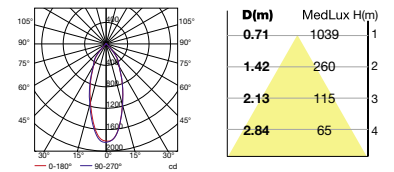
MACH3 MINI

NEW



LED CREE	CRI 80	XX	XX					
A**... A	35-5255	14	OU	15°	3000K	1180 lm	10,7W	
	35-5273			28°				
	35-5257			40°				
	35-5258	60	OU	15°	4000K	1180 lm	10,7W	
	35-5259			28°				
	35-5260			40°				
CRI 90								
	35-5261	14	OU	15°	3000K	1020 lm	10,7W	
	35-5262			28°				
	35-5263	60	OU	40°	3000K	1020 lm	10,7W	
	35-5263			40°				

LED 3000K 11W 40°



Accesorios / Accessories / Accessoires / Zubehöre / Accessori / Acessórios / Аксессуары / Akcesoria



71-5204-60-00



71-5205-60-00

Confort visual/ Visual comfort/
Confort visuel/ Sichtkomfort/
Comfort visivo/ Conforto visual/
Визуальный комфорт/ Komfort
wizualny



ACT-9105-14-00



ACT-9105-60-00



ACT-9106-14-00



ACT-9106-60-00



+

ACT-9105-14-00

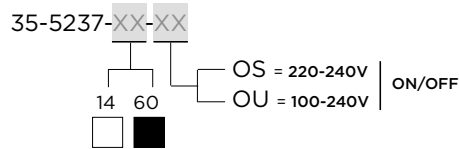
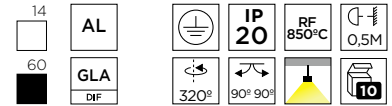
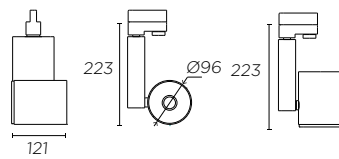


ACT-9105-60-00



MACH3 MEDIUM

NEW



LED CREE

CRI 80

Zhaga Standard

A+... A

Model	Height	Beam	Temp	Color	Beam	Power	Energy
35-5237	14	OS	20°	3000K	2670 lm	25,9W	
35-5238			35°				
35-5239			55°				
35-5240		OU	20°				
35-5241			35°				
35-5242			55°				
35-5246	60	OU	20°	3000K	3220 lm	34,3W	
35-5247			35°				
35-5248			55°				
35-5249		OU	20°				
35-5250			35°				
35-5251			55°				

CRI 90

35-5243	14	OS	20°	3000K	2020 lm	25,9W	
35-5244			35°				
35-5245		55°					
35-5252	60	OU	20°	3000K	2750 lm	33,7W	
35-5253			35°				
35-5254			55°				

Accesorios / Accessories / Accessoires / Zubehöre / Accessori / Acessórios / Аксессуары / Akcesoria



71-5201-60-00



71-5202-60-00

Confort visual/ Visual comfort/
Confort visuel/ Sichtkomfort/
Confort visivo/ Conforto visual/
Визуальный комфорт/ Komfort
wizualny



ACT-9105-14-00



ACT-9105-60-00



ACT-9106-14-00



ACT-9106-60-00



+

ACT-9105-14-00



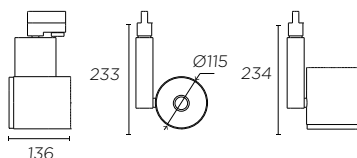
ACT-9105-60-00





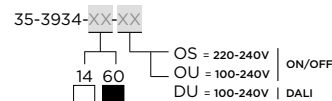


MACH3

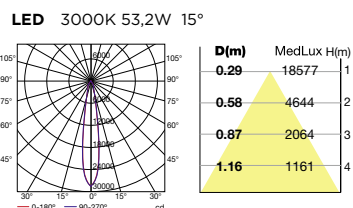
**LED CREE**
Zhaga Standard
A**... A**CRI 80**

XX XX

35-3934			15°	3000K	3460 lm	38,6W	
35-3935	14	OS	30°				
35-3936	-	OU	55°				
35-3937			15°	4000K			
35-3938	60	DU	30°				
35-3939			55°				
35-3943			15°	3000K	5120 lm	53,2W	
35-3944	14		30°				
35-3945	-	OU	55°				
35-3946			15°	4000K			
35-3947	60		30°				
35-3948			55°				

**CRI 90**

35-3940			15°	3000K	2960 lm	38W	
35-3941	14	OS	30°				
35-3942	-	OU	55°				
35-3949			15°	4000K	3880 lm	53,2W	
35-3950	60	OU	30°				
35-3951			55°				



Accesorios / Accessories / Accessoires / Zubehöre / Accessori / Acessórios / Аксессуары / Akcesoria



71-3896-60-00



ACT-9105-14-00



ACT-9105-60-00



ACT-9106-14-00



ACT-9106-60-00



+

ACT-9105-14-00



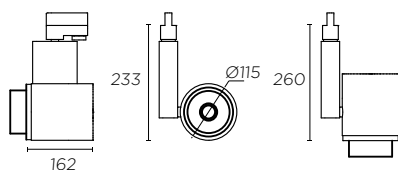
ACT-9105-60-00



71-3897-60-00

Confort visual/ Visual comfort/
Confort visuel/ Sichtkomfort/
Confort visivo/ Conforto visual/
Визуальный комфорт/ Komfort
wizualny

MACH3 OPTIC CONTROL

**LED PHILIPS CRISP WHITE**

Zhaga Standard

A**... A

CRI 92

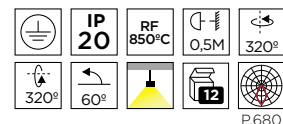
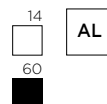
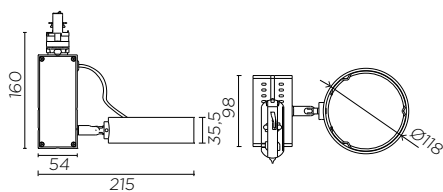
35-5150-14-OU		19°	3000K	3800lm	42W	
35-5150-60-OU						





KEY

BASIC SOLUTION

**QR-111**

G53	35-1559-14-00	<input type="checkbox"/>	max.100W		09-14
A**... C	35-1559-60-00	<input checked="" type="checkbox"/>			

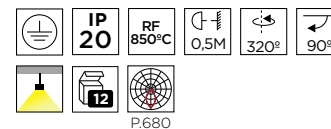
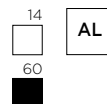
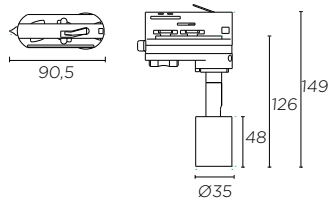
CDM-R111

GX8.5	35-1557-14-00	<input type="checkbox"/>	35W		15-20
A**... C	35-1557-60-00	<input checked="" type="checkbox"/>			
	35-1558-14-00	<input type="checkbox"/>	70W		
	35-1558-60-00	<input checked="" type="checkbox"/>			

**AR-111 LED**

GU10	35-1565-14-00	<input type="checkbox"/>	max. 15W	-	22-25
A**... A	35-1565-60-00	<input checked="" type="checkbox"/>			

KEY

**AR-111 /QPAR-16**

GU10	35-2898-14-00	<input type="checkbox"/>	max.75W	-	-	1-8 21-25
A**... C	35-2898-60-00	<input checked="" type="checkbox"/>				

Accesorios / Accessories / Accessoires / Zubehöre / Accessori / Acessórios / Аксессуары / Akcesoria



ACT-9105-14-00



ACT-9105-60-00



ACT-9106-14-00



ACT-9106-60-00



+

ACT-9105-14-00

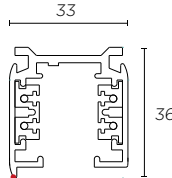



ACT-9105-60-00



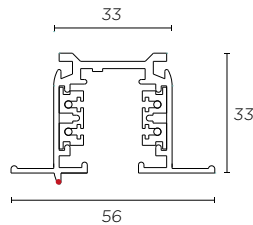
CARRILES / TRACKS

TRIMLESS



71-5210-14-00	<input type="checkbox"/>	2000 mm	DALI	Carril trifásico Three-circuit track Rail triphasé 3-Phasen-Schiene Binario trifásico Calha trifásico Трёхфазный шинопровод Trójfazowa szyna
71-5210-60-00	<input checked="" type="checkbox"/>			
71-5464-14-00	<input type="checkbox"/>			
71-5464-60-00	<input checked="" type="checkbox"/>			
71-5211-14-00	<input type="checkbox"/>	3000 mm	DALI	
71-5211-60-00	<input checked="" type="checkbox"/>			
71-5465-14-00	<input type="checkbox"/>			
71-5465-60-00	<input checked="" type="checkbox"/>			

TRIM

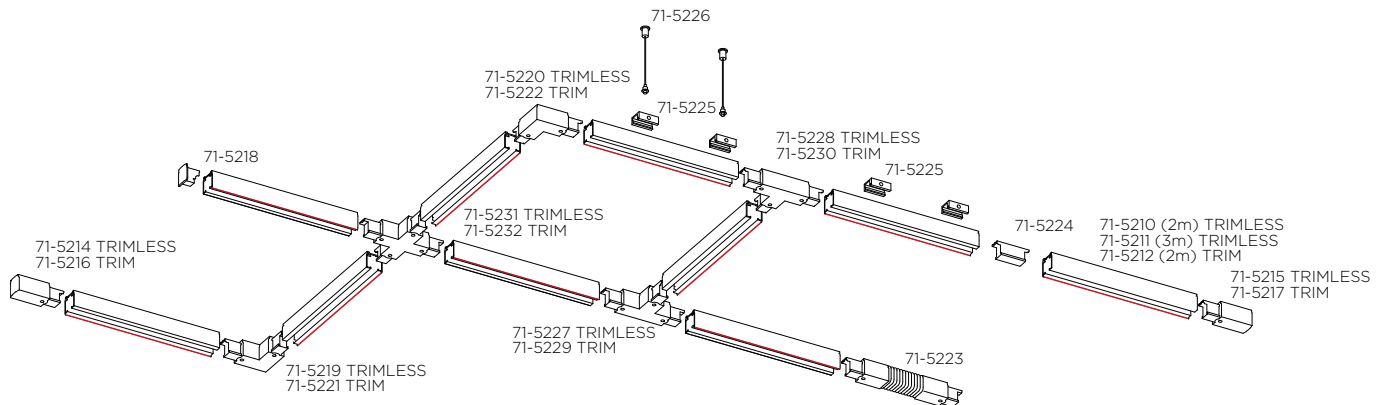


71-5213-14-00	<input type="checkbox"/>	2000 mm	DALI	Carril trifásico para montaje empotrado Three-circuit track for recessed mounting Rail électrifié triphasé à montage encastré 3-Phasen-Schiene Einbau Binario trifásico per montaggio ad incasso Calha trifásica para montagem encastrada Трёхфазный шинопровод для встроенного монтажа Trójfazowa szyna do wbudowania
71-5213-60-00	<input checked="" type="checkbox"/>			
71-5466-14-00	<input type="checkbox"/>			
71-5466-60-00	<input checked="" type="checkbox"/>			



ACT-9165-48-00
1m= 1 kit / 2m= 2 kits

Kit para empotrar (2 unidades/ref)
Recessed kit (2 units/ref)
Kit d'encastrement (2 unités/réf)
Einbaukit (2 Stk/Ref)
Kit per incasso (2 unità/rif)
Kit para encastrar (2 unidades/ref)
Набор для встроенного монтажа (2 шт/артикул)
Zestaw do wbudowania (2 sztuki/ref.)



Elementos de fijación y accesorios / Installation accessories / Éléments de fixation et accessoires / Befestigungselemente und Zubehör / Elementi di fissaggio e accessori / Elementos de fixaçao e acessórios / Elementy mocujące i akcesoria / Крепеж и аксессуары



71-5225-14-00
71-5225-60-00

Para piezas de fijación directa a falsos techos /
For direct mounting on false ceilings /
Destiné à la fixation directe sur faux plafonds /
Für Teile zur direkten Befestigung an Zwischendecken /
Per l'installazione diretta su controsoffitti /
Para fixaçao direta a tectos falsos /
Для светильников, монтируемых непосредственно в
подвесные потолки /
Dla elementów bezpośrednio mocowanych do podwieszanych sufitów /

4 unidades/ref / 4 units/ref / 4 unités/ref / 4 Stk/ref / 4 unità/rif / 4 unidades/ref / 4 штуки/артикул / 4 sztuki/ref.



ACT-9090-14-00 ON / OFF
ACT-9090-N3-00 ON / OFF
ACT-9083-N3-00 DALI

Suspensión con toma de corriente /
Suspension with mains supply /
Suspension avec prise d'alimentation /
Aufhängung mit Stromanschluss /
Sospensione con presa di corrente /
Suspensão com tomada de corrente /
Подвесной монтаж с включением в сеть /
Zawieszenie z elementem zasilającym prądu /

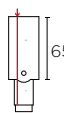
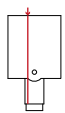
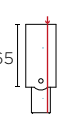
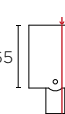

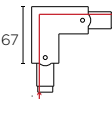
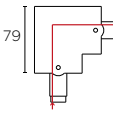
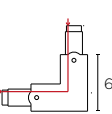
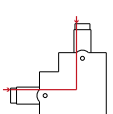
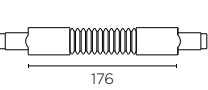

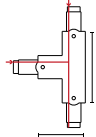
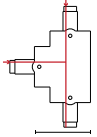
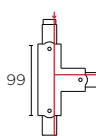
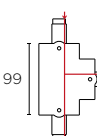
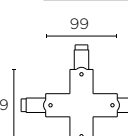
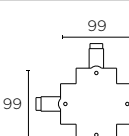
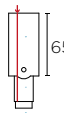



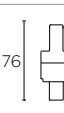
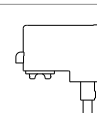


71-5226-21-00

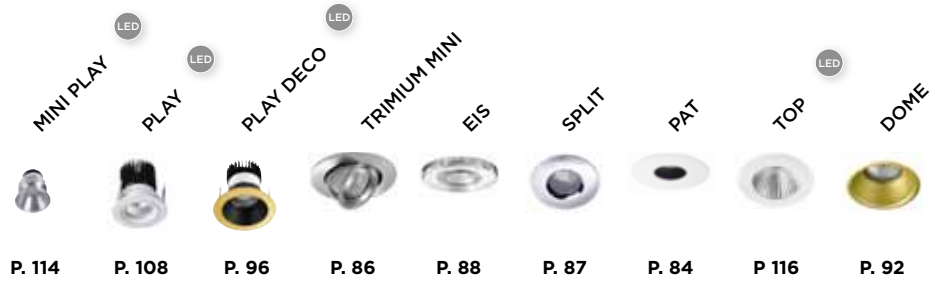
Sirga de acero / Steel cable / Câble de suspension en acier / Stahlkabel / Cavo in acciaio / Cabo de suspensão em aço / Подвесной монтаж (1.300mm) / Stalowa lina

2 unidades/ref / 2 units/ref / 2 unités/ref / 2 Stk/ref / 2 unità/rif / 2 unidades/ref / 2 штуки/артикул / 2 sztuki/ref.



TRIMLESS	TRIM						
		71-5214	14	-	00	TRIMLESS	Acometida derecha / Mains connector (right) / Connecteur d'alimentation droit / Anschluss rechts / Allacciamento destro / Conector de alimentação direito / Токопровод правый / Prawe zasilanie
		71-5216	60	-		TRIM	
		71-5215	14	-	00	TRIMLESS	Acometida izquierda / Mains connector (left) / Connecteur d'alimentation gauche / Anschluss links / Allacciamento sinistro / Conector de alimentação esquerdo / Токопровод левый / Lewe zasilanie
		71-5217	60	-		TRIM	
		71-5218	14	-	00	TRIMLESS / TRIM	Tapa final / End cap / Cache final / Endkappe / Cappuccio finale / Топо final / Торцевая заглушка / Záslepka
		71-5219	14	-	00	TRIMLESS	Conector "L" derecho / Right "L" connector / Connecteur « L » droit / L-Stecker rechts / Connettore "L" destro / Conetor "L" direito / Подсоединение в форме "L" справа / Prawy łącznik "L"
		71-5221	60	-		TRIM	
		71-5220	14	-	00	TRIMLESS	Conector "L" izquierdo / Left "L" connector / Connecteur « L » gauche / L-Stecker links / Connettore "L" sinistro / Conetor "L" esquerdo / Подсоединение в форме "L" слева / Lewy łącznik "L"
		71-5222	60	-		TRIM	
		71-5223	14	-	00	TRIMLESS / TRIM	Conector flexible / Flexible Connector / Connecteur flexible / Flexibler Stecker / Connettore flessibile / Conetor flexível / Гибкое подсоединение / łącznik giętki
		71-5224	14	-	00	TRIMLESS / TRIM	Conector continuidad / Straight connector / Connecteur de continuité / Stecker Durchgängigkeit / Connettore di continuità / Conector de continuidade / Токопровод центральный / Złączka liniowa
		71-5227	14	-	00	TRIMLESS	Conector "T" derecho / "T" connector right / Connecteur en « T » droit / T-Stecker rechts / Conector "T" direito / Connettore a "T" destro / Токопровод Т-образный правый / Prawa złączka w kształcie T
		71-5229	60	-		TRIM	
		71-5228	14	-	00	TRIMLESS	Conector "T" izquierdo / "T" connector left / Connecteur en « T » gauche / T-Stecker links / Connettore a "T" sinistro / Conector "T" esquerdo / Токопровод Т-образный левый / Lewa złączka w kształcie T
		71-5230	60	-		TRIM	
		71-5231	14	-	00	TRIMLESS	Conector "X" / "X" connector / Connecteur en « X » / X-Stecker links / Connettore a "X" / Conector "X" / Токопровод Х-образный левый / Lewa złączka w kształcie "X"
		71-5232	60	-		TRIM	
		71-5420	14	-	00	TRIMLESS	DALI Acometida derecha / Mains connector (right) / Connecteur d'alimentation droit / Anschluss rechts / Allacciamento destro / Conector de alimentação direito / Токопровод правый / Prawe zasilanie
		71-5422	60	-		TRIM	
		71-5421	14	-	00	TRIMLESS	DALI Acometida izquierda / Mains connector (left) / Connecteur d'alimentation gauche / Anschluss links / Allacciamento sinistro / Conector de alimentação esquerdo / Токопровод левый / Lewe zasilanie
		71-5424	60	-		TRIM	
		71-2232	14-14	-	60-60	TRIMLESS / TRIM	Conector de carril / Track connector / Connecteur de rail / Schienenstecker / Collegamento binari / Conector de calha / Соединитель шины / łącznik szyny

TECHNICAL



	P. 114	P. 108	P. 96	P. 86	P. 88	P. 87	P. 84	P. 116	P. 92
<Ø 60mm	■	■							
Ø 61-70mm		■		■	■				
Ø 71-80mm		■	■		■	■	■	■	
Ø 81-90mm				■					■
Ø 91-100mm				■					
Ø 111-120mm									■
Ø 121-130mm									
Ø 131-140mm									
Ø 141-150mm									
Ø 151-160mm									
Ø 161-170mm									
Ø 171-180mm									
Ø 181-190mm									
Ø 191-200mm									■
Ø 201-210mm									
Ø 211-220mm									
Ø 221-230mm									
Ø 231-240mm									
QR-111/G53 100W									■
QR-CBC51/GU5.3 50W				■	■	■	■		■
HIT-T/G12									
HIT-TC/G8.5 70W									
G24q 18/26W									
G24d 18/26W									
E-27									
AR-111/GU10									■
MR16/GU5.3				■	■	■	■		■
QPAR16/GU10				■			■		■
LED		Max.3,2W	Max.7/13W	Max.7/13W				5,5W	
LED Zhaga									
Fijo/ Fixed	■	■	■	■	■	■		■	■
Orientable / Adjustable	■	■		■			■		■
IP20									
IP23				■			■		■
IP40									
IP43									
IP44									
IP54	■	■	■		■			■	
IP65						■			




■ (1) ■ (1)

■



ROUND DOWNLIGHTS


DOWNLIGHTS REDONDOS
 DOWNLIGHTS RONDS
 RUNDE DOWNLIGHTS
 DOWNLIGHTS ROTONDI
 DOWNLIGHTS REDONDOS
 КРУГЛЫЕ ВСТРАИВАЕМЫЕ СВЕТИЛЬНИКИ
 OKRĄGŁE OPRAWY TYPU DOWNLIGHT



Model	Max. Power	Feature 1	Feature 2	Feature 3	Feature 4	Feature 5	Feature 6	Feature 7	Feature 8	Feature 9	Feature 10
VOL	Max.28W										
DELTA COB	Max.38W										
GES											
OUT											
CARDEX C											
EQUAL											
EQUAL SPOT											
ECO											
PLAY DECO SURFACE											
EXIT											

(1) Solo en algunas versiones / Only in some versions

TECHNICAL




	P. 114	P. 108	P. 102	P. 88	P. 84	P. 89	P. 89	P. 89
<Ø 60mm	■	■						
Ø 61-70mm		■		■				
Ø 71-80mm				■	■	■	■	■
Ø 81-90mm								
Ø 91-100mm			■					
70-90mm x 70-90mm			■					
101-110mm x 101-110mm								
121-130mm x 121-130mm								
151-160mm x 151-160mm								
161-170mm x 161-170mm								
201-210mm x 101-110mm								
201-210mm x 201-210mm								
211-220mm x 211-220mm								
220-240mm x 120-140mm								
251-260mm x 151-160mm								
291-300mm x 151-160mm								
291-300mm x 291-300mm								
301-310mm x 101-110mm								
301-310mm x 151-160mm								
311-320mm x 161-170mm								
311-320mm x 311-320mm								
441-450mm x 151-160mm								
451-460mm x 161-170mm								
591-600mm x 591-600mm								
QR-111/G53								
CDM-R111/GX8.5								
QR-CBC51/GU5.3				■	■	■	■	■
HIT-TC G8.5								
AR-111/GU10								
MR16/GU5.3				■	■	■	■	■
QPAR16/GU10				■	■	■		■
LED		Max.3,2W	Max.7/13W	Max.7/13W				
LED Zhaga								
Fijo/ Fixed	■	■	■	■		■	■	■
Orientable/ Adjustable	■	■			■			
IP20								
IP23					■	■	■	
IP40								
IP44								
IP54	■	■	■	■				
IP65								■
		■ (1)	■ (1)					



SQUARE DOWNLIGHTS

DOWNLIGHTS CUADRADOS
DOWNLIGHTS CARRÉS
ECKIGE DOWNLIGHTS
DOWNLIGHTS QUADRATI
DOWNLIGHTS QUADRADOS
КВАДРАТНЫЕ ВСТРАИВАЕМЫЕ СВЕТИЛЬНИКИ
KWADRATOWE OPRAWY TYPU DOWNLIGHT

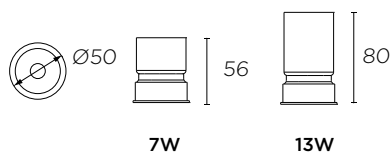


Model	LED	Max. Power
MINI		
MULTIDIR		
MULTIDIR EVO	LED	
GES		
DELTA COB	LED	
OUT SQUARE	LED	
BACKLIGHT	LED	
EQUAL	LED	
ECOFT	LED	
BACO	LED	

(1) Solo en algunas versiones / Only in some versions



IN


LED CREE

A**... A	71-4032-14-M2	<input type="checkbox"/>	2700K	570lm	7W	-	-			100-240V 50-60Hz
	71-4033-14-M2	<input type="checkbox"/>	3000K	620lm						
	71-3885-14-M2	<input type="checkbox"/>	2700K	max.570lm	max. 7W		max. 700 mA			P.682
	71-3886-14-M2	<input type="checkbox"/>	3000K	max.620lm						

LED CREE NEW

A**... A	71-5156-14-M2	<input type="checkbox"/>	2700K	1240lm	13W	-	-			100-240V 50-60Hz
	71-5157-14-M2	<input type="checkbox"/>	3000K	1330lm						
	71-5086-14-M2	<input type="checkbox"/>	2700K	max.1240lm	max. 13W		max. 350 mA			P.682
	71-5087-14-M2	<input type="checkbox"/>	3000K	max.1330lm						

Accesorios / Accessories / Accessoires / Zubehöre / Accessori / Acessórios / Аксессуары / Акcesoria

		71-3887-00-00
		71-3888-00-00


EIS
P.88

DOMÉ
P.92

MULTIDIR EVO S
P.142

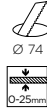
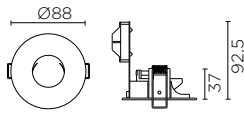
TRIMIUM MINI
P.86

GES
P.94

PAT
P.84

SPLIT
P.87

FÓRMULA
P.89



14 AL


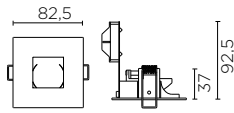

IP 23			RF 850°C
0,2M	40°		100



GU5.3 / GU10

A++... C

DN-1695-14-00 <input type="checkbox"/>	GU5.3	max.50W		12V	
	GU10		-	-	



14 AL

IP 23			RF 850°C
0,2M	40°		100

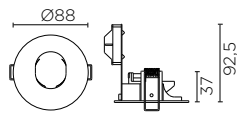


GU5.3 / GU10

A++... C

DN-1696-14-00 <input type="checkbox"/>	GU5.3	max.50W		12V	
	GU10		-	-	





14 AL

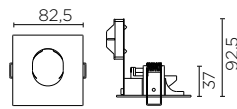
IP 23			RF 850°C
0,2M	40°		100



GU5.3 / GU10

A++... C

DN-1697-14-00 <input type="checkbox"/>	GU5.3	max.50W		12V	
	GU10		-	-	



14 AL

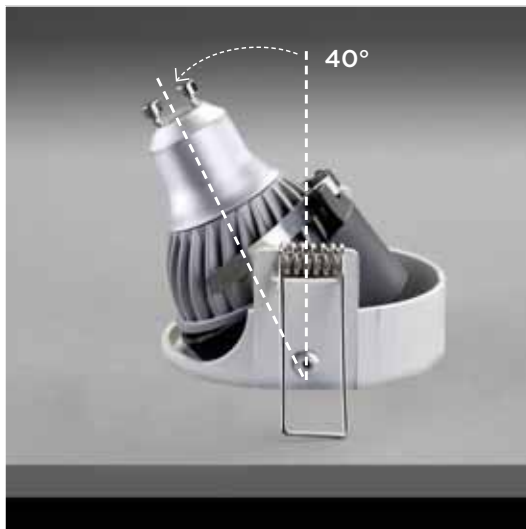
IP 23			RF 850°C
0,2M	40°		100



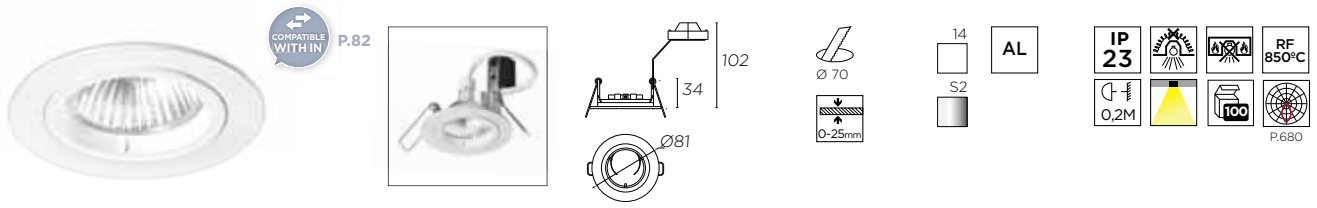
GU5.3 / GU10

A++... C

DN-1698-14-00 <input type="checkbox"/>	GU5.3	max.50W		12V	
	GU10		-	-	



TRIMIUM MINI



GU5.3



A**... C

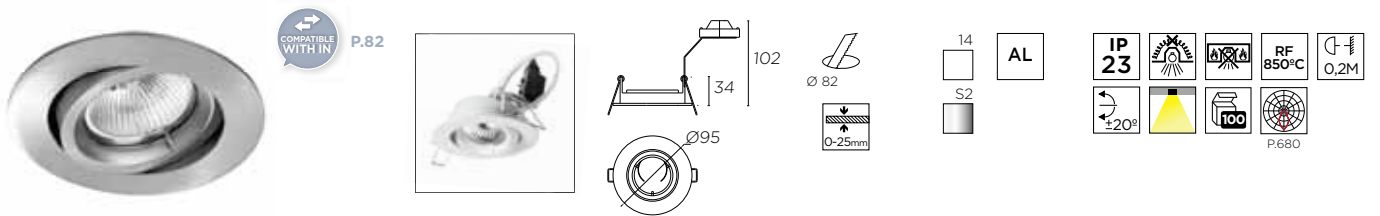
DN-0522-14-00	<input type="checkbox"/>	max.50W	 P.691	12V	 1-8
DN-0522-S2-00	<input type="checkbox"/>				

GU10



A**... C

DN-0525-14-00	<input type="checkbox"/>	max.50W	-	-	 21
DN-0525-S2-00	<input type="checkbox"/>				



GU5.3



A**... C

DN-0521-14-00	<input type="checkbox"/>	max.50W	 P.691	12V	 1-8
DN-0521-S2-00	<input type="checkbox"/>				

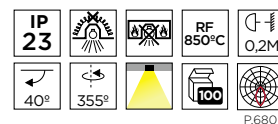
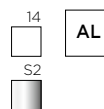
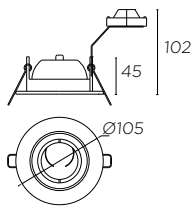
GU10



A**... C

DN-0526-14-00	<input type="checkbox"/>	max.50W	-	-	 21
DN-0526-S2-00	<input type="checkbox"/>				

TRIMIUM MINI



GU5.3 (max. H=50 mm)



A**... C

DN-0520-14-00	<input type="checkbox"/>	max.50W		12V	
DN-0520-S2-00	<input type="checkbox"/>				

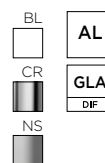
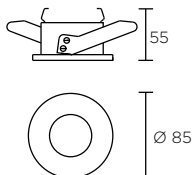
GU10 (max. H=57 mm)



A**... C

DN-0527-14-00	<input type="checkbox"/>	max.50W	-	-	
DN-0527-S2-00	<input type="checkbox"/>				

SPLIT



GU5.3

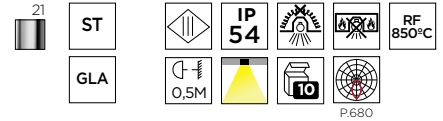
A**... C

320-BL	<input type="checkbox"/>	max.50W		12V	
320-CR	<input type="checkbox"/>				
320-NS	<input type="checkbox"/>				

SPLIT

Accesorios / Accessories / Accessoires / Zubehöre / Accessori / Acessórios / Аксессуары / Akcesoria

71-4396-00-00	Kit GU10
---------------	----------



GU5.3

A**... C

90-1689-21-37



max.50W



12V



GU5.3

A**... C

90-1690-21-37



max.50W



12V



GU5.3

A**... C

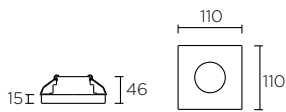
90-1792-21-37



max.50W



12V



GU5.3

A**... C

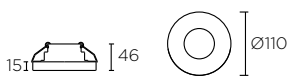
90-1789-21-37



max.50W



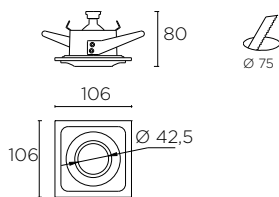
12V



EIS

Accesorios / Accessories / Accessoires / Zubehöre / Accessori / Acessórios / Аксессуары / Akcesoria

71-4396-00-00	Kit GU10
---------------	----------



14 AL
 GLA
 DIF

IP 65
 0,5M
 RF 850°C
 P.680

GU5.3

A**... C

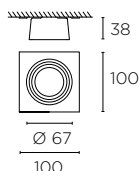
90-4349-14-B9	<input type="checkbox"/>	max.50W		12V	
---------------	--------------------------	---------	--	-----	--

FÓRMULA

Accesorios / Accessories / Accessoires / Zubehöre / Accessori / Acessórios / Аксессуары / Акcesoria

71-4396-00-00	Kit GU10
---------------	----------

ZOE



14 ST
 05
 AL

IP 23
 0,5M
 P.680

GU5.3 (max. H=50 mm)

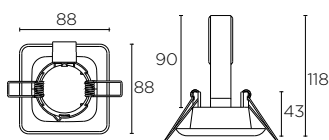
A**... C

90-4350-05-05	<input checked="" type="checkbox"/>	max.50W		12V	
90-4350-14-14	<input type="checkbox"/>				



2 aros de colores incluidos
 2 coloured rings included
 2 anneaux de couleur fournis
 2 farbigeRinge inklusive
 2 anelli colorati inclusi
 2 aros coloridos incluidos
 В комплект входят 2 цветных кольца
 Obęrcze w 2 kolorach w komplecie

MINI EVOLUTION



14 ZAM

IP 23
 RF 850°C
 0,2M
 P.680

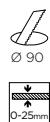
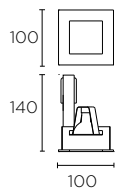
GU5.3 / GU10

A**... C

DM-1107-14-00	<input type="checkbox"/>	GU5.3	max.50W		12V		
		GU10		-	-		



MINI



GU10 (max. H=57 mm)

A**... C

DM-1106-N3-00



max.50W

-

-

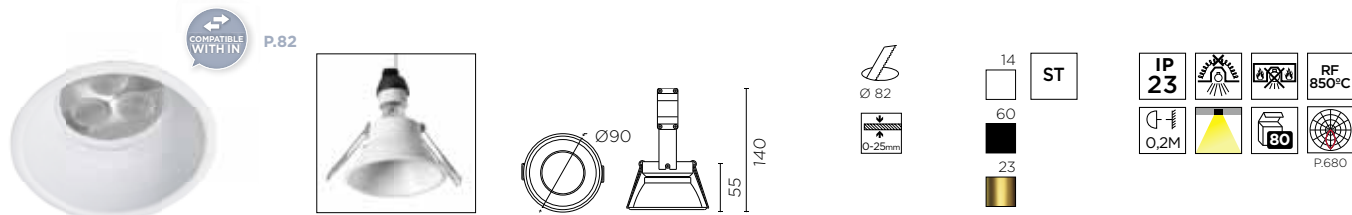


ACT-FLL-028





DOME

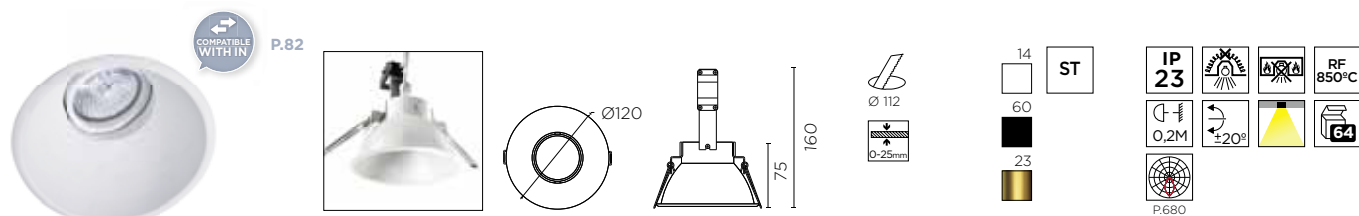


*Incluye anillo invisible para bombilla led / It includes led invisible ring / Comprend un anneau invisible pour led / Inkl. unsichtbarem Ring für led / Include anello invisibile per il led / Inclui anel invisível para led / Содержит невидимое кольцо для светодиода / Zawiera niewidoczny pierścień dla led

GU5.3 / GU10

A**... C

DN-1600-14-00V1 <input type="checkbox"/>	GU5.3	max.50W		12V			1-8
DN-1600-60-00V1 <input checked="" type="checkbox"/>			-	-			21
DN-1600-23-00V1 <input checked="" type="checkbox"/>	GU10		-	-			21

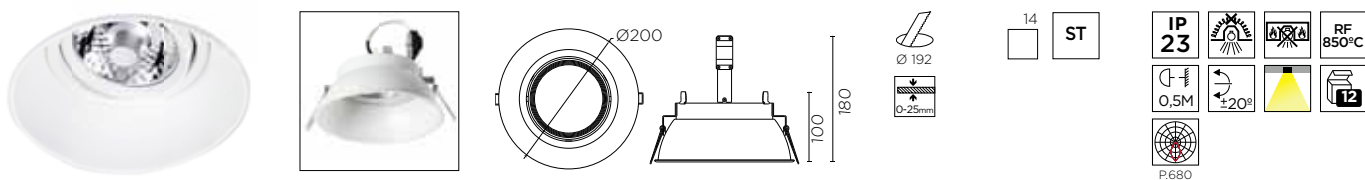


*Incluye anillo invisible para bombilla led / It includes led invisible ring / Comprend un anneau invisible pour led / Inkl. unsichtbarem Ring für led / Include anello invisibile per il led / Inclui anel invisível para led / Содержит невидимое кольцо для светодиода / Zawiera niewidoczny pierścień dla led

GU5.3 / GU10

A**... C

DN-1601-14-00V1 <input type="checkbox"/>	GU5.3	max.50W		12V			1-8
DN-1601-60-00V1 <input checked="" type="checkbox"/> NEW			-	-			21
DN-1601-23-00V1 <input checked="" type="checkbox"/> NEW	GU10		-	-			21



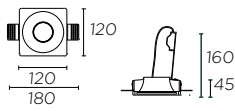
G53 / GU10

A**... C

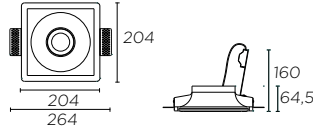


ACT-FLL-032

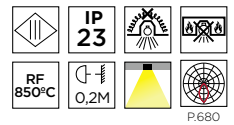
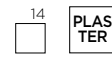
DN-1602-14-00V1 <input type="checkbox"/>	G53	max.100W		12V			9-14 / 22-25
	GU10		-	-			22-25



90-2902-14-00



90-2903-14-00



125 x 125

GU5.3

A**... C

90-2902-14-00

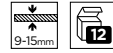
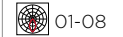


max. 35W



P.691

12V



210 x 210

GU5.3

A**... C

90-2903-14-00

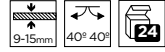
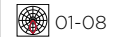


max. 50W



P.691

12V

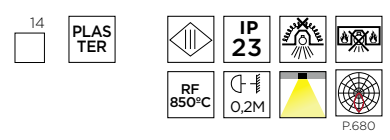
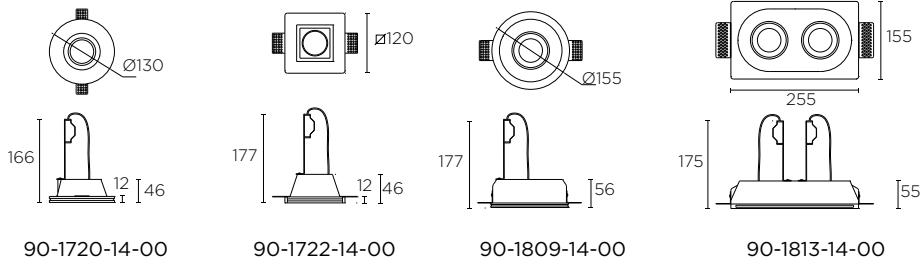


Accesorios / Accessories / Accessoires / Zubehöre / Accessori / Acessórios / Аксессуары / Akcesoria

71-1881-00-00	Kit GU10
---------------	----------



Se recomienda el uso de un sellador flexible para evitar posibles fisuras y/o la acumulación de suciedad.
 It is recommended that a flexible sealant is used to prevent potential cracks and/or build-up of dirt.
 Il est conseillé d'utiliser un produit d'étanchéité flexible pour éviter d'éventuelles fissures et/ou l'accumulation d'impuretés.
 Es wird empfohlen, eine flexible Dichtung zu verwenden, um mögliche Risse und/oder die Ansammlung von Schmutz zu vermeiden.
 Raccomandiamo l'uso di un collante flessibile onde evitare possibili crepature e/o l'accumulazione di sporizia.
 Recomenda-se que a junta de se faça com material flexível para evitar possíveis fissuras e/ou acumulação de sujidade.
 Рекомендуется использовать мягкий герметик для избежания трещин и загрязнений.
 Zaleca się użycie elastycznego środka uszczelniającego dla uniknięcia ewentualnych szczelin i/lub gromadzenia się brudu.



GU5.3

A++... C



90-1720-14-00



max. 35W



12V

01-08



GU5.3

A++... C



90-1722-14-00



max. 35W



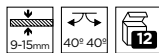
12V

01-08



GU5.3

A++... C



90-1809-14-00



max. 50W



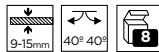
12V

01-08



GU5.3

A++... C



90-1813-14-00



max. 50W



12V

01-08

Accesorios / Accessories / Accessoires / Zubehöre / Accessori / Acessórios / Аксессуары / Akcesoria

71-1881-00-00

Kit GU10



PLAY DECO ROUND



WALLWASHER



PLAY DECO ROUND






PLAY DECO ROUND

					
7W 40° CRI 80 max.660lm 2700/3000/4000K *EMERGENCY	13W 40° CRI 80 max.1330lm 2700/3000/4000K *EMERGENCY	CRI93 13W 40° CRI 93 940lm 2700K	WARM DIMMING 13W 40° CRI 90 930lm 2000-3000K	88 - 145 88 - 133	71-5454-60-00 Adaptador / Adapter / Adaptateur / Adapter / Adattatore / Adaptador / Адаптер / Przystawka GU10 LED
					PC

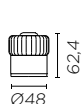
*EMERGENCY: see page 112

					
71-3283-00-00  	71-3284-00-00  	71-5208-00-00  	71-5166-60-00 Panel de abeja / Honeycomb / Panneau en nid d'abeille / Wabentafel / Pannelo a nido d'ape / Favo de abelha / Панель в виде сот / Plaster pszczeli	71-5167-00-00 Difusor elíptico / Elliptical Diffuser / Diffuseur elliptique / Elliptischer Diffusor / Diffusore ellittico / Difusor elíptico / Эллиптический рассеиватель / Dyfuzor eliptyczny	71-4754-60-00 Confort visual/ Visual Comfort/ Confort visuel/ Sichtkomfort/ Confort visivo/ Conforto visual/ Визуальный комфорт/ Komfort wizualny
					PC  

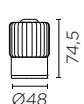
PC		PC	
			
			
	71-4752-14-00V1		71-4753-14-00V1
	71-4752-23-00V1		71-4753-23-00V1
	71-4752-60-00V1		71-4753-60-00V1

  AL IP 54	  ST IP 54
	
	71-5126-14-00 Trimless
	
	127

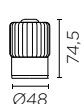
PLAY DECO ROUND



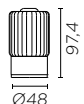
7W



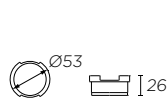
13W



CRI93



WARM
DIMMING



GU10 LED
ADAPTER

14



LED CREE CRI80

A**... A	Model	Color Temp.	Beam Angle	Power	Dimming	Max. Current	Icons
	71-4030-14-37	2700K	570lm	7W	-	-	
	71-2909-14-37V1	3000K	620lm				
	71-5158-14-37	4000K	660lm	max.7W			
	71-3878-14-37	2700K	max. 570lm				
	71-3225-14-37	3000K	max. 620lm				
	71-5130-14-37	4000K	max. 660lm				



LED CREE CRI80

A**... A	Model	Color Temp.	Beam Angle	Power	Dimming	Max. Current	Icons
	71-4031-14-37	2700K	1240lm	13W	-	-	
	71-3226-14-37V1	3000K	1330lm				
	71-5159-14-37	4000K	max. 1240lm	max.13W			
	71-3881-14-37	2700K					
	71-3882-14-37	3000K					
	71-5131-14-37	4000K					
	71-5256-14-37	2700K	940lm	13W	-	-	
	71-5165-14-37			max.13W			



WARM DIMMING LED SHARP CRI90

A**... A	Model	Color Temp.	Beam Angle	Power	Dimming	Max. Current	Icons
	71-5236-14-37	2000K - 3000K	930lm	13W		-	

WARM DIMMING 2000 - 3000K

La tecnología LED WARM DIMMING proporciona una curva de regulación equivalente a la de una fuente incandescente. LED WARM-DIMMING technology offers a regulation curve equivalent to the one in an incandescent source.

La technologie LED WARM-DIMMING offre une courbe de réglage équivalente à celle d'une source à incandescence.

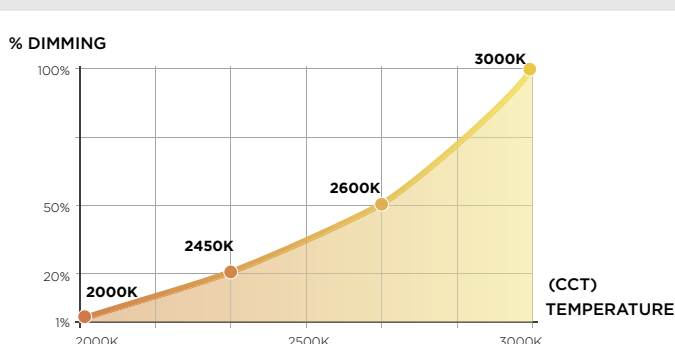
Die LED-Technologie „Warm Dimming“ bietet eine Regulierungskurve die zu der von Glühlampen äquivalent ist.

La tecnologia LED WARM DIMMING offre una curva di regolazione equivalente a quella di una fonte incandescente.

A tecnologia LED WARM-DIMMING proporciona uma curva de regulação equivalente à de uma fonte incandescente.

Светодиодная технология WARM-DIMMING (DT) позволяет регулировать яркость свечения, имитируя свет лампы накаливания.

Technologia LED WARM-DIMMING dostarcza krzywej regulacyjnej odpowiadającej tej źródła żarowego.





PLAY DECO SQUARE



WALLWASHER



PLAY DECO SQUARE

					
7W 40° CRI 80 max.660lm 2700/3000/4000K	13W 40° CRI 80 max.1330lm 2700/3000/4000K	CRI93 13W 40° CRI 93 940lm 2700K	WARM DIMMING 13W 40° CRI 90 930lm 2000-3000K		71-5454-60-00 Adaptador / Adapter / Adaptateur / Adapter / Adattatore / Adaptador / Адаптер / Przystawka GU10 LED
					PC

					
71-3283-00-00  	71-3284-00-00  	71-5208-00-00  	71-5166-60-00 Panel de abeja / Honeycomb / Panneau en nid d'abeille / Wabentafel / Pannelo a nido d'ape / Favo de abelha / Панель в виде сот / Plaster pszczeli	71-5167-00-00 Difusor eliptico / Elliptical Diffuser / Diffuseur elliptique / Elliptischer Diffusor / Diffusore ellittico / Difusor eliptico / Эллиптический рассеиватель / Dyfuzor eliptyczny	71-4754-60-00 Confort visual/ Visual comfort/ Confort visuel/ Sichtkomfort/ Conforto visivo/ Conforto visual/ Визуальный комфорт/ Komfort wizualny
					PC  

PC

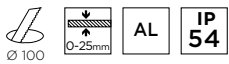






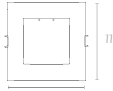
		
71-5123-14-00	71-5123-23-00	71-5123-60-00

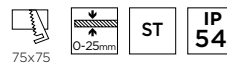
PC



		
71-5124-14-00	71-5124-23-00	71-5124-60-00

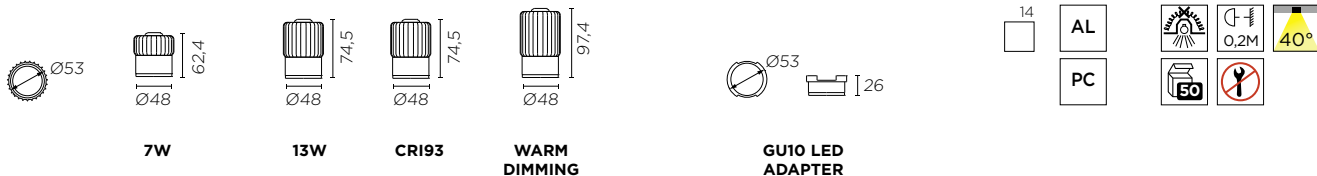


			
			
71-5125-14-00	71-5125-23-00	71-5125-60-00	



	
71-5128-14-00 Trimless	

PLAY DECO SQUARE



LED CREE CRI80

A**... A	71-4030-14-37	<input type="checkbox"/>	2700K	570lm	7W	-	-	
	71-2909-14-37V1	<input type="checkbox"/>	3000K	620lm				
	71-5158-14-37	<input type="checkbox"/> NEW	4000K	660lm				
	71-3878-14-37	<input type="checkbox"/>	2700K	max. 570lm	max.7W			
	71-3225-14-37	<input type="checkbox"/>	3000K	max. 620lm				
	71-5130-14-37	<input type="checkbox"/> NEW	4000K	max. 660lm				



LED CREE CRI80

A**... A	71-4031-14-37	<input type="checkbox"/>	2700K	1240lm	13W	-	-	
	71-3226-14-37V1	<input type="checkbox"/>	3000K	1330lm				
	71-5159-14-37	<input type="checkbox"/> NEW	4000K					
	71-3881-14-37	<input type="checkbox"/>	2700K	max. 1240lm	max.13W			
	71-3882-14-37	<input type="checkbox"/>	3000K	max.1330lm				
	71-5131-14-37	<input type="checkbox"/> NEW	4000K					

CRI93

A**... A	71-5256-14-37	<input type="checkbox"/> NEW	2700K	940lm	13W	-	-	
	71-5165-14-37	<input type="checkbox"/> NEW			max.13W			



WARM DIMMING LED SHARP CRI90

A**... A	71-5236-14-37	<input type="checkbox"/> NEW	2000K - 3000K	930lm	13W		-	
----------	---------------	------------------------------	---------------	-------	-----	--	---	--

WARM DIMMING 2000 - 3000K

La tecnología LED WARM DIMMING proporciona una curva de regulación equivalente a la de una fuente incandescente. LED WARM-DIMMING technology offers a regulation curve equivalent to the one in an incandescent source.

La technologie LED WARM-DIMMING offre une courbe de réglage équivalente à celle d'une source à incandescence.

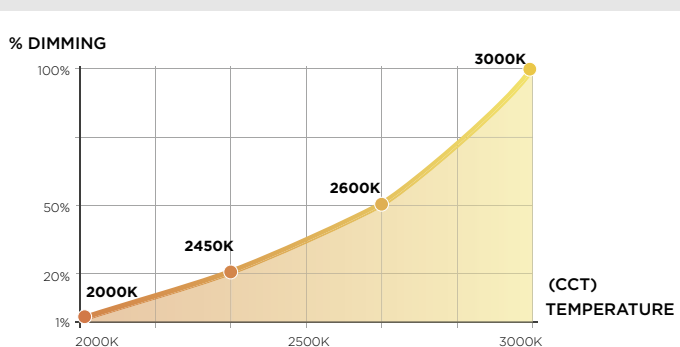
Die LED-Technologie „Warm Dimming“ bietet eine Regulierungskurve die zu der von Glühlampen äquivalent ist.

La tecnologia LED WARM DIMMING offre una curva di regolazione equivalente a quella di una fonte incandescente.

A tecnologia LED WARM-DIMMING proporciona uma curva de regulação equivalente à de uma fonte incandescente.

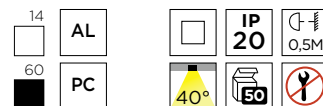
Светодиодная технология WARM-DIMMING (DT) позволяет регулировать яркость свечения, имитируя свет лампы накаливания.

Technologia LED WARM-DIMMING dostarcza krzywej regulacyjnej odpowiadającej tej źródła żarowego.





PLAY DECO SURFACE



LED CREE

A**... A	Model	Color	Temp	Beam	Output	Power	Features
	15-5264-14-00	<input type="checkbox"/>	2700K	-	570lm	7W	E, 100-240V, 50-60Hz
	15-5264-60-00	<input checked="" type="checkbox"/>			620lm		
	15-5265-14-00	<input type="checkbox"/>	3000K	-	570lm	7W	E, 220-240V, 50-60Hz
	15-5265-60-00	<input checked="" type="checkbox"/>			620lm		
	15-5266-14-00	<input type="checkbox"/>	2700K	PHASE CUT	570lm	7W	E, 220-240V, 50-60Hz
	15-5266-60-00	<input checked="" type="checkbox"/>			620lm		
	15-5267-14-00	<input type="checkbox"/>	3000K	MAINS L.C.	570lm	7W	E, 220-240V, 50-60Hz
	15-5267-60-00	<input checked="" type="checkbox"/>			620lm		

LED CREE

A**... A	Model	Color	Temp	Beam	Output	Power	Features
	15-5268-14-00	<input type="checkbox"/>	2700K	-	1240lm	13W	E, 100-240V, 50-60Hz
	15-5268-60-00	<input checked="" type="checkbox"/>			1330lm		
	15-5269-14-00	<input type="checkbox"/>	3000K	-	1240lm	13W	E, 220-240V, 50-60Hz
	15-5269-60-00	<input checked="" type="checkbox"/>			1330lm		
	15-5270-14-00	<input type="checkbox"/>	2700K	PHASE CUT	1240lm	13W	E, 220-240V, 50-60Hz
	15-5270-60-00	<input checked="" type="checkbox"/>			1330lm		
	15-5271-14-00	<input type="checkbox"/>	3000K	MAINS L.C.	1240lm	13W	E, 220-240V, 50-60Hz
	15-5271-60-00	<input checked="" type="checkbox"/>			1330lm		

PC



71-4752-14-00V1 71-4752-23-00V1 71-4752-60-00V1



71-3283-00-00



71-3284-00-00



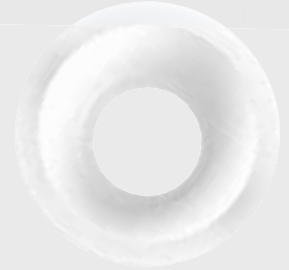



71-5208-00-00





PLAY























































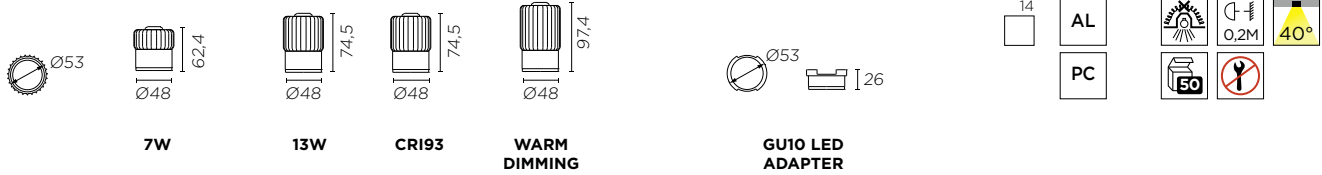
PLAY

					
7W 40° CRI 80 max.660lm 2700/3000/4000K *EMERGENCY	13W 40° CRI 80 max.1330lm 2700/3000/4000K *EMERGENCY	CRI93 13W 40° CRI 93 940lm 2700K	WARM DIMMING 13W 40° CRI 90 930lm 2000-3000K		71-5454-60-00 Adaptador / Adapter / Adaptateur / Adapter / Adattatore / Adaptador / Адаптер / Przystawka GU10 LED
					PC

*EMERGENCY: see page 112

					
71-3283-00-00  	71-3284-00-00  	71-5208-00-00  	71-5166-60-00 Panel de abeja / Honeycomb / Panneau en nid d'abeille / Wabentafel / Pannelo a nido d'ape / Favo de abelha / Панель в виде сот / Plaster pszczeli	71-5167-00-00 Difusor elíptico / Elliptical Diffuser / Diffuseur elliptique / Elliptischer Diffusor / Diffusore ellittico / Difusor elíptico / Эллиптический рассеиватель / Dyfuzor eliptyczny	71-4754-60-00 Confort visuel/ Visual comfort/ Confort visuel/ Sichtkomfort/ Confort visivo/ Conforto visual/ Визуальный комфорт/ Komfort wizualny
					PC  

AL			
			
 	 	 	
71-2910-14-00 71-2910-AF-00  	71-2911-14-00 71-2911-AF-00  	71-2912-14-00 71-2912-AF-00  	71-2913-14-00  
			
			
 	  	  	  
71-2914-14-00 71-2914-AF-00  	71-2915-14-00 71-2915-AF-00 71-2915-21-00  	71-5138-14-00 71-5138-AF-00 71-5138-21-00  	71-5137-14-00 71-5137-AF-00 71-5137-21-00  
			
			



LED CREE **CRI80**

A**... A	71-4030-14-37	<input type="checkbox"/>	2700K	570lm	7W	-	-	
	71-2909-14-37V1	<input type="checkbox"/>	3000K	620lm				
	71-5158-14-37	<input type="checkbox"/> NEW	4000K	660lm				
	71-3878-14-37	<input type="checkbox"/>	2700K	max. 570lm	max.7W			
	71-3225-14-37	<input type="checkbox"/>	3000K	max. 620lm				
	71-5130-14-37	<input type="checkbox"/> NEW	4000K	max. 660lm				



LED CREE **CRI80**

A**... A	71-4031-14-37	<input type="checkbox"/>	2700K	1240lm	13W	-	-	
	71-3226-14-37V1	<input type="checkbox"/>	3000K	1330lm				
	71-5159-14-37	<input type="checkbox"/> NEW	4000K					
	71-3881-14-37	<input type="checkbox"/>	2700K	max. 1240lm	max.13W			
	71-3882-14-37	<input type="checkbox"/>	3000K	max.1330lm				
	71-5131-14-37	<input type="checkbox"/> NEW	4000K					

CRI93

71-5256-14-37	<input type="checkbox"/> NEW	2700K	940lm	13W	-	-	
	71-5165-14-37			<input type="checkbox"/> NEW	max.13W		



WARM DIMMING LED SHARP **CRI90**

A**... A	71-5236-14-37	<input type="checkbox"/> NEW	2000K - 3000K	930lm	13W		-	
----------	---------------	-------------------------------------	---------------	-------	-----	--	---	--

WARM DIMMING 2000 - 3000K

La tecnología LED WARM DIMMING proporciona una curva de regulación equivalente a la de una fuente incandescente. LED WARM-DIMMING technology offers a regulation curve equivalent to the one in an incandescent source.

La technologie LED WARM-DIMMING offre une courbe de réglage équivalente à celle d'une source à incandescence.

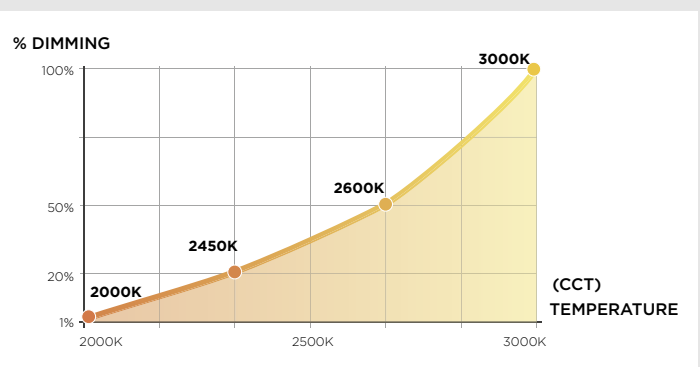
Die LED-Technologie „Warm Dimming“ bietet eine Regulierungskurve die zu der von Glühlampen äquivalent ist.

La tecnologia LED WARM DIMMING offre una curva di regolazione equivalente a quella di una fonte incandescente.

A tecnologia LED WARM-DIMMING proporciona uma curva de regulação equivalente à de uma fonte incandescente.

Светодиодная технология WARM-DIMMING (DT) позволяет регулировать яркость свечения, имитируя свет лампы накаливания.

Technologia LED WARM-DIMMING dostarcza krzywej regulacyjnej odpowiadającej tej źródła żarowego.





PLAY EMERGENCY


7W

13W

 AL
PC

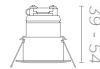
LED CREE **CRI80**

A+... A	71-4030-14-OE	<input type="checkbox"/> NEW	2700K	570lm	7W	-	-	* Emergency 3h 220-240V 50-60Hz
	71-2909-14-OE	<input type="checkbox"/> NEW	3000K	620lm				
	71-5158-14-OE	<input type="checkbox"/> NEW	4000K	660lm				


LED CREE **CRI80**

A+... A	71-4031-14-OE	<input type="checkbox"/> NEW	2700K	1240lm	13W	-	-	* Emergency 3h 220-240V 50-60Hz
	71-3226-14-OE	<input type="checkbox"/> NEW	3000K	1330lm				
	71-5159-14-OE	<input type="checkbox"/> NEW	4000K					

MINI PLAY



3,2W
24°
CRI 80
max.390lm
2700/3000/4000K



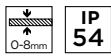
71-3818-00-00



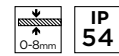
AL




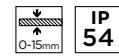
71-3819-14-00 71-3819-AF-00



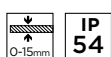

71-3820-14-00 71-3820-AF-00




71-3821-14-00 71-3821-AF-00



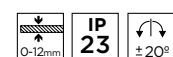
71-3822-14-00 71-3822-AF-00



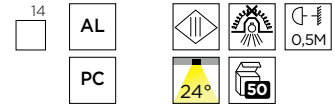
71-3823-14-00 71-3823-AF-00






71-3824-14-00 71-3824-AF-00




MINI PLAY

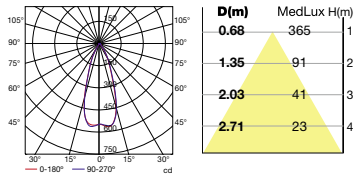


LED CREE

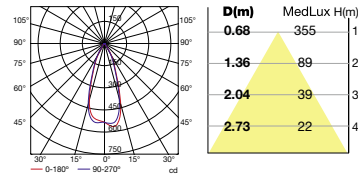
A**... A	71-3816-14-M2	<input type="checkbox"/>	2700K	max.290lm	max.3,2W	 	 P.682
	71-3817-14-M2	<input type="checkbox"/>	3000K	max.310lm			
	71-5477-14-M2	<input type="checkbox"/> NEW	4000K	max.390lm			

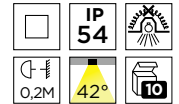
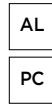
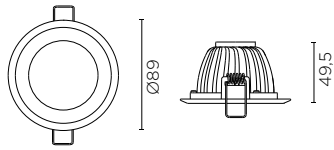


LED 2700K 40° 3,2W



LED 3000K 40° 3,2W

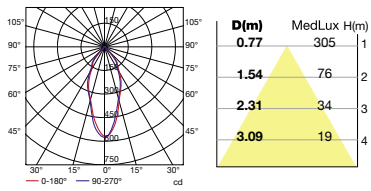


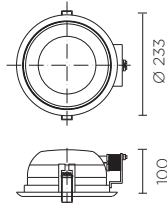


LED BRIDGELUX

A**... A	90-1782-14-37		3000K	460lm	5,5W		100-240V 50-60Hz
----------	---------------	--	-------	-------	------	--	---------------------

LED 3000K 5,5W 42°





14

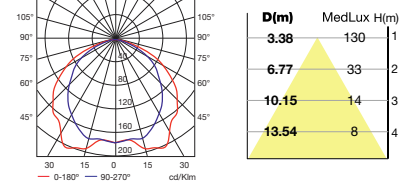
ST	IP 44	RF 850°C
GLA	0,2M	110°
DIF		8

TC-D

G24d-2
A**... C

DN-1400-14-00	<input type="checkbox"/>	18W	 220-240V 50Hz	Standard
DN-1401-14-00	<input type="checkbox"/>	2x18W		

TC-D G24d-2 2x18W opal



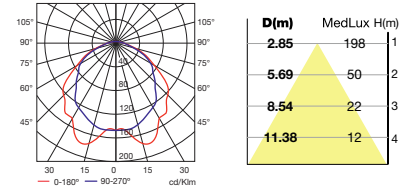
$\eta=55\%$

TC-D

G24d-3
A**... C

DN-1402-14-00	<input type="checkbox"/>	26W	 220-240V 50Hz	Standard
DN-1403-14-00	<input type="checkbox"/>	2x26W		

TC-D G24d-3 2x26W



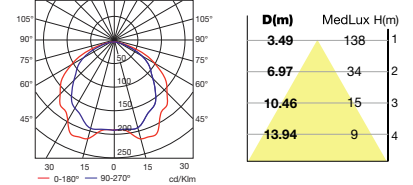
$\eta=47\%$

TC-DEL

G24q-2
A**... C

DN-1405-14-00	<input type="checkbox"/>	18W	 220-240V 50-60Hz	Standard
DN-1406-14-00	<input type="checkbox"/>	2x18W		
DN-1409-14-00	<input type="checkbox"/>			Emergency 3/1h

TC-DEL G24q-2 2x18W opal



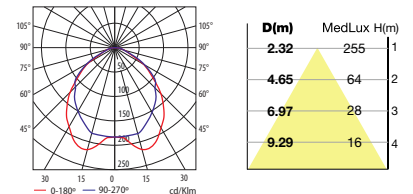
$\eta=61\%$

TC-DEL

G24q-3
A**... C

DN-1407-14-00	<input type="checkbox"/>	1x26W	 220-240V 50-60Hz	Standard
DN-1408-14-00	<input type="checkbox"/>	2x26W		
DN-1410-14-00	<input type="checkbox"/>			Emergency 3/1h

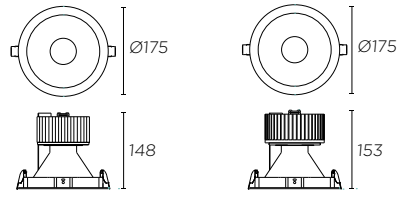
TC-DEL G24q-3 2x26W



$\eta=53\%$

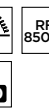



EQUAL SPOT



25,9W / 40,2W

44,8W



M = 71-4894
N = 71-5328
Q = 71-4891

LED CREE
Zhaga Standard
A**... A

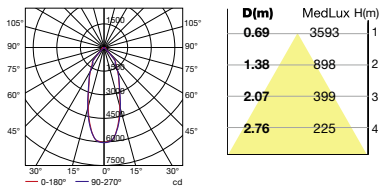
CRI 80

90-4748	14 - N3	- 37	3000K	max. 2670lm	max. 25,9W		max. 700 mA	
90-4749			4000K					P.682
90-2979			3000K	max. 3770lm	max. 40,2W		max. 1050 mA	
90-2980			4000K					P.682
90-3981			3000K	max. 4600lm	max. 44,8W		max. 1200 mA	
90-3982			4000K					P.682

CRI 90

90-3521	14 - N3	- 37	3000K	max. 2020lm	max. 25,9W		max. 700 mA	
90-3522			3060lm	max. 40,2W		max. 1050 mA		
90-3983			3490lm	max. 44,8W		max. 1200 mA		

LED CRI80 3000K 44,8W 40°



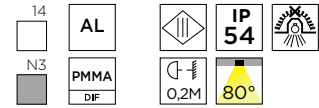
EQUAL S



Ø 160



160 x 160



OE = 220-240V | EMERGENCY 3H | 50-60Hz



M = 71-4894
N = 71-5328
Q = 71-4891

LED CREE

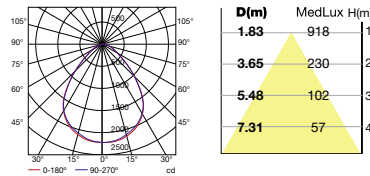
Zhaga Standard

A**... A



Code	Series	Temp	Beam	Light	Power	Dimming	Driver	Mounting	Dimensions
90-2022	14	M3	3000K	max. 2670lm	max. 25,9W	DIMMING max. 700 mA	M P.682	136	Ø172
90-2023			4000K						
90-2024			3000K	max. 3770lm	max. 40,2W	DIMMING max. 1050 mA	N P.682	142	Ø172
90-2025			4000K						
90-3984			3000K	max. 4600lm	max. 44,8W	DIMMING max. 1200 mA	Q P.682	142	Ø172
90-3985			4000K						
90-2022	N3	OE	3000K	2670lm	25,9W	-	E	136	Ø172
90-2023			4000K						
90-2024			3000K	3770lm	40,2W	-	E	136	Ø172
90-2025			4000K						
90-3984			3000K	4600lm	44,8W	-	E	142	Ø172
90-3985			4000K						

LED 3000K 44,8W 80°



M = 71-4894
O = 71-4896

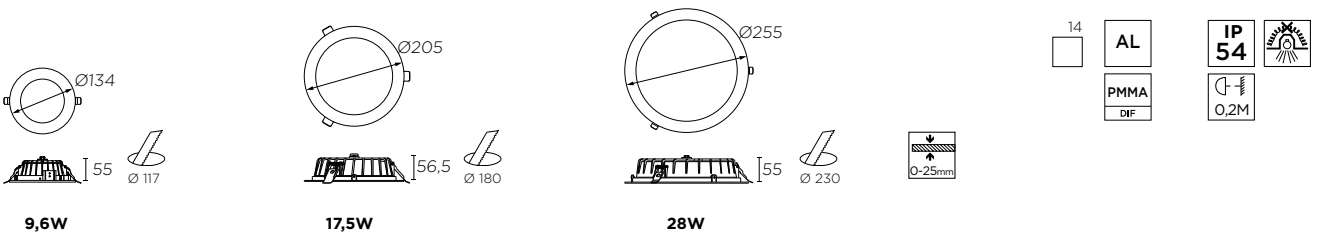
LED CREE

Zhaga Standard

A**... A



Code	Series	Temp	Beam	Light	Power	Dimming	Driver	Mounting	Dimensions
90-2026	14	M3	3000K	max. 2670lm	max. 25,9W	DIMMING max. 700 mA	M P.682	175	Ø175
90-2027			4000K						
90-2028			3000K	max. 3090lm	max. 29,6W	DIMMING max. 800 mA	O P.682	104	Ø175
90-2029			4000K						
90-2026	N3	OE	3000K	2670lm	25,9W	-	E	175	Ø175
90-2027			4000K						
90-2028			3000K	3090lm	29,6W	-	E	104	Ø175
90-2029			4000K						



LED SAMSUNG

A**... A	90-4880-14-M3	<input type="checkbox"/>	3000K	820lm	9,6W	-	
	90-4881-14-M3	<input type="checkbox"/>	4000K				
	90-4880-14-OE	<input type="checkbox"/> NEW	3000K				
	90-4881-14-OE	<input type="checkbox"/> NEW	4000K				
	90-3925-14-M3	<input type="checkbox"/>	3000K	max. 820lm	max. 9,6W		 P.682
	90-3926-14-M3	<input type="checkbox"/>	4000K				



LED SAMSUNG

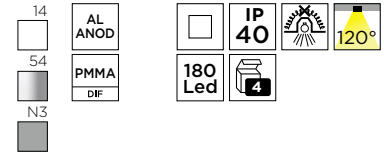
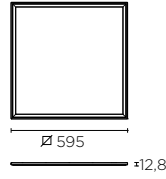
A**... A	90-2899-14-M3V1	<input type="checkbox"/>	3000K	1490lm	17,5W	-	
	90-4883-14-M3	<input type="checkbox"/>	4000K				
	90-2899-14-OE	<input type="checkbox"/> NEW	3000K				
	90-4883-14-OE	<input type="checkbox"/> NEW	4000K				
	90-3927-14-M3	<input type="checkbox"/>	3000K	max. 1490lm	max. 17,5W		 P.682
	90-3928-14-M3	<input type="checkbox"/>	4000K				



LED SAMSUNG

A**... A	90-4885-14-M3	<input type="checkbox"/>	3000K	2390lm	28W	-	
	90-4886-14-M3	<input type="checkbox"/>	4000K				
	90-4885-14-OE	<input type="checkbox"/> NEW	3000K				
	90-4886-14-OE	<input type="checkbox"/> NEW	4000K				
	90-3929-14-M3	<input type="checkbox"/>	3000K	max. 2390lm	max. 28W		 P.682
	90-3930-14-M3	<input type="checkbox"/>	4000K				

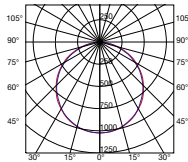




LED

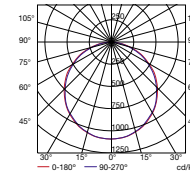
A+... A	15-5206-14-M1	<input type="checkbox"/>	3000K	3500lm	max. 42W	max. 1100 mA	
	15-5207-14-M1	<input type="checkbox"/>	4000K	3900lm			
	15-5428-14-M1	<input type="checkbox"/>	3000K	3500lm	42W	-	
	15-5432-14-M1	<input type="checkbox"/>	4000K	3900lm			
	15-5431-14-M1	<input type="checkbox"/>	3000K	3500lm			
	15-5433-14-M1	<input type="checkbox"/>	4000K	3900lm			

LED 3000K 40W




D(m)	MedLux	H(m)
3.14	237	1
6.26	59	2
9.40	26	3
12.53	15	4

LED 4000K 40W




D(m)	MedLux	H(m)
3.14	256	1
6.28	64	2
9.42	28	3
12.56	16	4



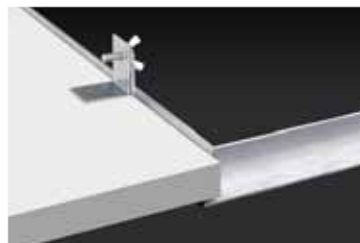

71-4722-N3-00	<input type="checkbox"/>	60X60	Kit de superfície plafón / Surface kit ceiling light / Kit surface Plafonnier/ Kit für Aufbau- montage / Kit per montaggio a plafoniera / Kit para instalação em superfície / Набор аксессуаров для поверхностного монтажа / Zestaw dla instalacji na powierzchni
---------------	--------------------------	-------	---



71-0558-54-00	<input type="checkbox"/>	60X60 630 x 630	Kit empotrar plafón / Recessed kit ceiling light / Kit d'encastrement plafonnier / Kit für Einbaumontage / Kit per incasso / Kit para instalação encastrada / Набор аксессуаров для встроенного монтажа / Zestaw dla instalacji wbudowanej No necesario en techos tipo Armstrong / Not required in Armstrong ceiling units
---------------	--------------------------	--------------------	---


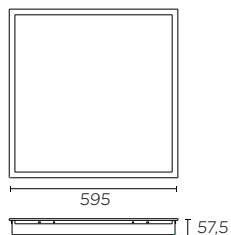


71-4723-N3-00	<input type="checkbox"/>	60X60	Kit suspensión plafón / Suspension kit ceiling light / Kit de suspension plafonnier / Aufhängungskit / Kit per sospensione / Kit para instalação suspensa / Набор аксессуаров для подвешного монтажа / Zestaw dla instalacji zawieszonej
---------------	--------------------------	-------	--





BACKLIGHT



LED REFOND

A+... A	15-5058-14-M1	<input type="checkbox"/>	3000K	3200lm	35W	-	
	15-5059-14-M1	<input type="checkbox"/>	4000K				
	15-4860-14-M1	<input type="checkbox"/>	3000K	max. 3200lm	max. 35W		
	15-4861-14-M1	<input type="checkbox"/>	4000K				

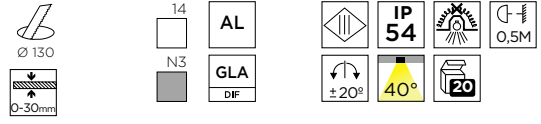
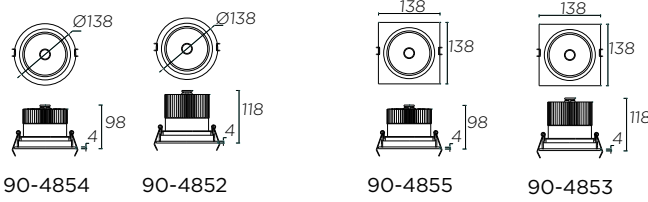
Accesorios / Accessories / Accessoires / Zubehöre / Accessori / Acessórios / Аксессуары / Akcesoria



71-0558-54-00	<input type="checkbox"/>	 630 x 630	Kit empotrar plafón / Recessed kit ceiling light / Kit d'encastrement plafonnier / Kit für Einbaumontage / Kit per incasso / Kit para instalação encastrada / Набор аксессуаров для встроенного монтажа / Zestaw dla instalacji wbudowanej No necesario en techos tipo Armstrong / Not required in Armstrong ceiling units
---------------	--------------------------	---------------	---



DELTA COB



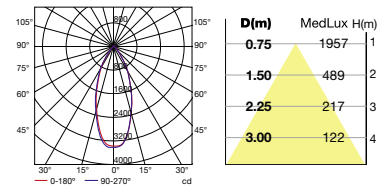
DRIVER M = 71-4894 S = 71-4890

LED CREE

A**... A	Part Number	Color	Temp	max. lm	max. W	Dimming	max. mA	Driver
A**... A	90-4854-14-37	White	3000K	max. 2670lm	max. 25,9W	DIMMING	max. 700 mA	M P.682
	90-4854-N3-37	Grey		max. 3640lm	max. 38W	DIMMING	max. 1000 mA	S P.682
	90-4852-14-37	White	3000K	max. 2670lm	max. 25,9W	DIMMING	max. 700 mA	M P.682
	90-4852-N3-37	Grey		max. 3640lm	max. 38W	DIMMING	max. 1000 mA	S P.682



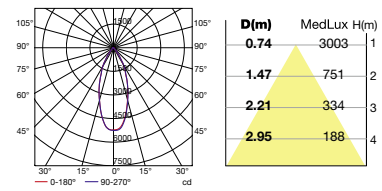
LED 3000K 25,9W 40°



LED CREE

A**... A	Part Number	Color	Temp	max. lm	max. W	Dimming	max. mA	Driver
A**... A	90-4855-14-37	White	3000K	max. 2670lm	max. 25,9W	DIMMING	max. 700 mA	M P.682
	90-4855-N3-37	Grey		max. 3640lm	max. 38W	DIMMING	max. 1000 mA	S P.682
	90-4853-14-37	White	3000K	max. 2670lm	max. 25,9W	DIMMING	max. 700 mA	M P.682
	90-4853-N3-37	Grey		max. 3640lm	max. 38W	DIMMING	max. 1000 mA	S P.682

LED 3000K 38W 40°



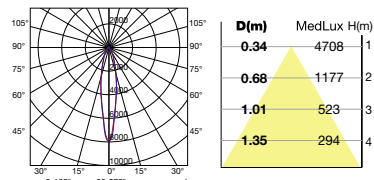
Accesorios / Accessories / Accessoires / Zubehöre / Accessori / Acessórios / Аксессуары / Akcesoria



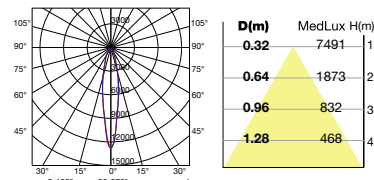
71-2918-00-00



LED 3000K 25,9W 20°

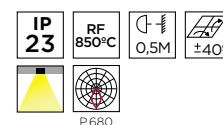
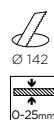
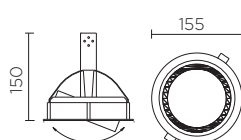


LED 3000K 38W 20°





CARDEX C



QR-111 / AR-111 LED

G53 (max. H=77 mm)




DN-0270-14-00	<input type="checkbox"/>
DN-0270-N3-00	<input checked="" type="checkbox"/>

max.100W



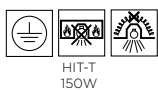
12V



A*... C

HIT-T

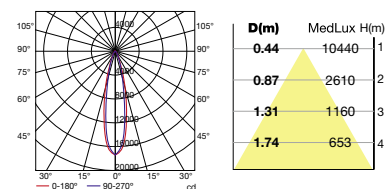
G12



A*... A

DN-0274-14-00	<input type="checkbox"/>	10°	max.150W		-
DN-0274-N3-00	<input checked="" type="checkbox"/>				
DN-1653-14-00	<input type="checkbox"/>	24°			
DN-1653-N3-00	<input checked="" type="checkbox"/>				
DN-0273-14-00	<input type="checkbox"/>	45°			
DN-0273-N3-00	<input checked="" type="checkbox"/>				

HIT-T G12 70W 24°



$\eta=64\%$

AR-111 LED

GU10 (max. H=100 mm)



DN-1652-14-00	<input type="checkbox"/>
DN-1652-N3-00	<input checked="" type="checkbox"/>

max.15W

-

-



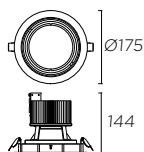
A*... A

Accesorios / Accessories / Accessoires / Zubehöre / Accessori / Acessórios / Аксессуары / Akcesoria



ACT-9180-60-00 HIT-T

CARDEX C



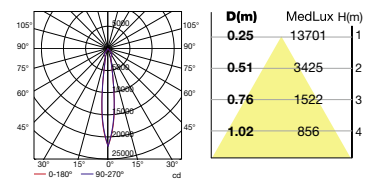
RECOMMENDED DRIVER
M = 71-4894
N = 71-4890
C = 71-4892

LED CREE
Zhaga Standard
A**... A

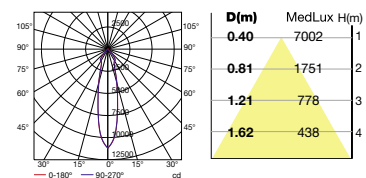
CRI80

Model	Beam Angle	Temp	Temp	Temp	Temp	Temp	Temp	Temp	
90-4735	14 - 37	N3	12°	max. 2690lm	max. 25,9W	DIMMING max. 700 mA	P.682	M	
90-4736			24°						3000K
90-4737			38°						4000K
90-4738			12°						3000K
90-4739			24°						4000K
90-4740	38°	4000K							
90-3501	14 - 37	N3	12°	max. 3770lm	max. 40,2W	DIMMING max. 1050 mA	P.682	N	
90-3502			24°						3000K
90-3503			38°						4000K
90-3504			12°						3000K
90-3505			24°						4000K
90-3506	38°	4000K							
90-4041	14 - 37	N3	12°	max. 5120lm	max. 53,2W	DIMMING max. 1400 mA	P.682	C	
90-4042			24°						3000K
90-4043			38°						4000K
90-4044			12°						3000K
90-4045			24°						4000K
90-4046	38°	4000K							

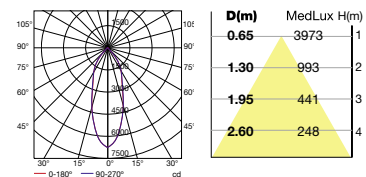
LED 3000K 53,2W 12°



LED 3000K 53,2W 24°



LED 3000K 53,2W 38°

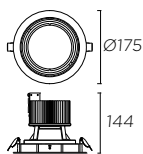


Accesorios / Accessories / Accessoires / Zubehöre / Accessori / Acessórios / Аксессуары / Akcesoria



ACT-9180-60-00

CARDEX C



M = 71-4894
N = 71-4890
C = 71-4892

LED CREE
Zhaga Standard
A+... A

CRI 90

90-3297	14	12°	3000K	max. 2020lm	max. 25,9W	 max. 700 mA	 P682
90-3298	- N3 - 37	24°					
90-3299		38°					
90-3507	14	12°		max. 3060lm	max. 40,2W	 max. 1050 mA	 P682
90-3508	- N3 - 37	24°					
90-3509		38°					
90-4047	14	12°		max. 3880lm	max. 53,2W	 max. 1400 mA	 P682
90-4048	- N3 - 37	24°					
90-4049		38°					

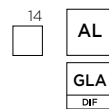
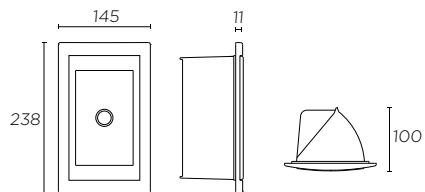
Accesorios / Accessories / Accessoires / Zubehöre / Accessori / Acessórios / Аксессуары / Akcesoria





ACT-9180-60-00




OUT SQUARE

NEW

 N = 71-5328
 Q = 71-4891

LED CREE
 Zhaga Standard
A+... A
CRI 80

90-5139-14-37	<input type="checkbox"/>	-	3000K	3460lm	max. 38,6W	max. 1000 mA	 P.682
90-5143-14-37	<input type="checkbox"/>		4000K				
90-5144-14-37	<input type="checkbox"/>	-	3000K	4600lm	max. 44,8W	max. 1200 mA	 P.682
90-5147-14-37	<input type="checkbox"/>		4000K				

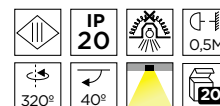
CRI 90

90-5149-14-37	<input type="checkbox"/>	-	3000K	3490lm	max. 44,8W	max. 1200 mA	 P.682
---------------	--------------------------	---	-------	--------	---------------	---------------------------	--

OUT



OUT S



M = 71-4894

LED CREE

Zhaga Standard

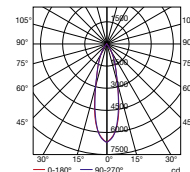
A**... A

CRI 80

90-4781-14-37	<input type="checkbox"/>	15°	3000K	max. 2670lm	max. 25,9W	max. 700 mA	P.682
90-4782-14-37	<input type="checkbox"/>	30°					
90-4783-14-37	<input type="checkbox"/>	50°					
90-4788-14-37	<input type="checkbox"/>	15°	4000K				
90-4789-14-37	<input type="checkbox"/>	30°					
90-4790-14-37	<input type="checkbox"/>	50°					

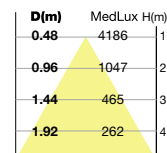
LED CRI80 3000K

25,9W 30°



CRI 90

90-4791-14-37	<input type="checkbox"/>	15°	3000K	max. 2020lm	max. 25,9W	max. 700 mA	P.682
90-4792-14-37	<input type="checkbox"/>	30°					
90-4793-14-37	<input type="checkbox"/>	50°					



OUT L


 N = 71-4890
Q = 71-4891

LED CREE

Zhaga Standard

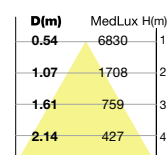
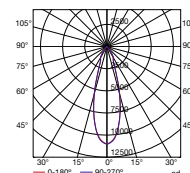
A**... A

CRI 80

90-4766-14-37	<input type="checkbox"/>	15°	3000K	max. 3580lm	max. 40,9W	max. 1050 mA	P.682
90-4767-14-37	<input type="checkbox"/>	30°					
90-4768-14-37	<input type="checkbox"/>	50°					
90-4769-14-37	<input type="checkbox"/>	15°	4000K				
90-4770-14-37	<input type="checkbox"/>	30°					
90-4771-14-37	<input type="checkbox"/>	50°					
90-4775-14-37	<input type="checkbox"/>	15°	3000K	max. 4600lm	max. 44,8W	max. 1200 mA	P.682
90-4776-14-37	<input type="checkbox"/>	30°					
90-4777-14-37	<input type="checkbox"/>	50°					
90-4778-14-37	<input type="checkbox"/>	15°	4000K				
90-4779-14-37	<input type="checkbox"/>	30°					
90-4780-14-37	<input type="checkbox"/>	50°					

LED CRI80 3000K

44,8W 30°



CRI 90

90-4772-14-37	<input type="checkbox"/>	15°	3000K	max. 3490lm	max. 44,8W	max. 1200 mA	P.682
90-4773-14-37	<input type="checkbox"/>	30°					
90-4774-14-37	<input type="checkbox"/>	50°					



ASICS STORE. MONTPELLIER, FRANCE
CREDIT PHOTO: DRAGON ROUGE - 2015



asics

asics THE HISTORY

1949
LANCEMENT D'ONITSUKA

1952
OK SHOE

1966
MEXICO

1977
REBOUT DEL TIGER

1990
GEL-LYTE III

1991
GEL-SAGA

1993
GEL-LYTE V

1988
asics 1988

SPRING 1966
SPRINT RIDE
CAVALCADE


TIGER SPORTING
BOOTS

Serious Runners Don't Use On-Airs

asics THE HISTORY

MULTIDIR EVO





MULTIDIR EVO L



LED

25,9W

CRI 80 / CRI 90
12° / 24° / 38°
2000lm / 2700lm
3000 / 4000K

40,2W

CRI 80 / CRI 90
12° / 24° / 38°
3100lm / 3800lm
3000 / 4000K



**HIT-TC
G8.5**

70W
10° / 24° / 45°



**QR-111 / AR-111 LED
G53**

max. 100W



**CDM-R111
GX8.5**

max. 70W



**AR-111 LED
GU10**

max. 15W



TRIM



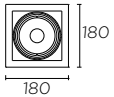
71-2948-14-00 71-2948-N3-00 71-2948-60-00



71-2949-14-00 71-2949-N3-00 71-2949-60-00

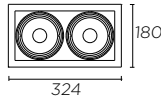


71-2950-14-00 71-2950-N3-00 71-2950-60-00



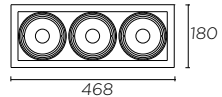
180

180



324

180



468

180

TRIMLESS



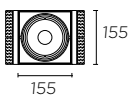
71-2951-14-00 71-2951-60-00



71-2952-14-00 71-2952-60-00

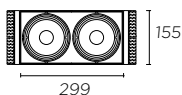


71-2953-14-00 71-2953-60-00



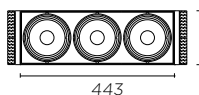
155

155



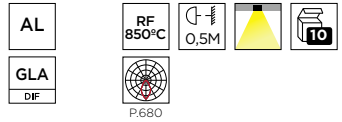
299

155



443

155



RECOMMENDED DRIVER
M = 71-4894
N = 71-5328



LED CREE
Zhaga Standard



A**... A

CRI 80

71-4741-00-37	12°	3000K	max. 2670lm	max. 25,9W	DIMMING	max. 700 mA	M P.682
71-4742-00-37	24°						
71-4743-00-37	38°						
71-4744-00-37	12°						
71-4745-00-37	24°	4000K					
71-4746-00-37	38°						
71-2971-00-37	12°	3000K	max. 3770lm	max. 40,2W	DIMMING	max. 1050 mA	N P.682
71-2972-00-37	24°						
71-2973-00-37	38°						
71-2974-00-37	12°	4000K					
71-2975-00-37	24°						
71-2976-00-37	38°						

CRI 90

71-3515-00-37	12°	3000K	max. 2020lm	max. 25,9W	DIMMING	max. 700 mA	M P.682
71-3516-00-37	24°						
71-3517-00-37	38°						
71-3518-00-37	12°						
71-3519-00-37	24°	4000K	max. 3060lm	max. 40,2W	DIMMING	max. 1050 mA	N P.682
71-3520-00-37	38°						

Accesorios / Accessories / Accessoires / Zubehöre / Accessori / Acessórios / Аксессуары / Akcesoria



ACT-9180-60-00



HIT-TC

G8.5



A*... A

71-2963-00-37	10°	max. 70W	P.691	-
71-3224-00-37	24°			
71-2964-00-37	45°			

QR-111 / AR-111 LED

G53



A**... C

71-2956-00-00	max.100W	P.691	12V	9-14/22-25
---------------	----------	-------	-----	------------

CDM-R111

GX8.5



A*... A

71-2955-00-00	max.70W	P.691	-	15-20
---------------	---------	-------	---	-------

AR-111 LED

GU10

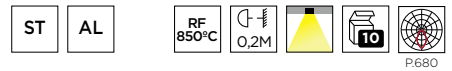


A*... A

71-2954-00-00	max.15W	-	-	22-25
---------------	---------	---	---	-------



MULTIDIR EVO S



QR-CBC51 / MR16

GU5.3



QR-CBC51
>35W

71-3212-00-00

max. 50W



12V

1-8

A**... C

QPAR-16

GU10

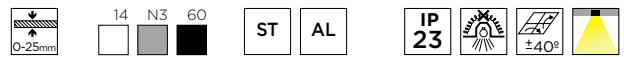
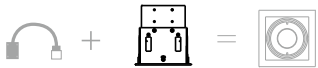


A**... C

71-2954-00-00

max. 50W


22-25




TRIM



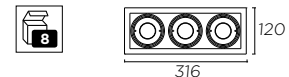
71-2942-14-00 71-2942-N3-00 71-2942-60-00



71-2943-14-00 71-2943-N3-00 71-2943-60-00



71-2944-14-00 71-2944-N3-00 71-2944-60-00



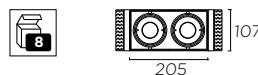
TRIMLESS



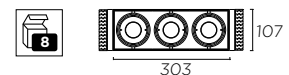
71-2945-14-00 71-2945-60-00



71-2946-14-00 71-2946-60-00



71-2947-14-00 71-2947-60-00



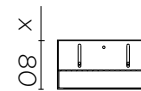
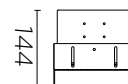
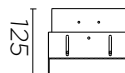
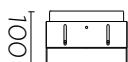
MULTIDIR EVO L

POSITION 1

POSITION 2

POSITION 3

POSITION 4



71-2954-00-00	GU10	ACT-FLL-015, 017, 032, 033	X	✓	H max. 80mm	✓	H max. 100mm
71-2955-00-00	GX8,5	-	X	✓		✓	
71-2956-00-00	G53	ACT-FLL-011, 013, 030, 031	✓	✓	H max. 77mm	✓	H max. 102mm
71-2963-00-37	G8.5	-	X	✓		✓	
71-3224-00-37							
71-2964-00-37							
71-4741-00-37	LED ZHAGA	-	X	X		✓	✓
71-4742-00-37							
71-4743-00-37							
71-4744-00-37							
71-4745-00-37							
71-4746-00-37							
71-2971-00-37							
71-2972-00-37							
71-2973-00-37							
71-2974-00-37							
71-2975-00-37							
71-2976-00-37							
71-3515-00-37							
71-3516-00-37							
71-3517-00-37							
71-3518-00-37							
71-3519-00-37							
71-3520-00-37							

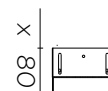
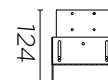
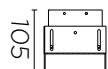
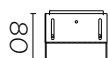
MULTIDIR EVO S

POSITION 1

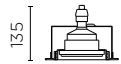
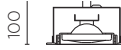
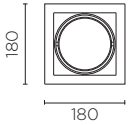
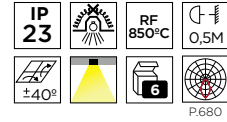
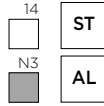
POSITION 2

POSITION 3

POSITION 4



71-3212-00-00	GU5.3	-	✓	✓	H max. 50mm	✓	H max. 75mm	✓	H max. 95mm
71-2954-00-00	GU10 / IN	-	X	✓	H max. 50mm	✓	H max. 75mm	✓	



G53

GU10

QR-111 / AR-111 LED

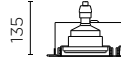
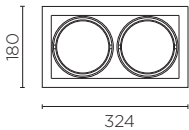
G53	DM-0061-14-00	<input type="checkbox"/>	max. 100W			9-14/ 22-25
12V	DM-0061-N3-00	<input type="checkbox"/>				
	QR-111>65W					

A**... C

AR-111 LED

GU10	DM-1155-14-00	<input type="checkbox"/>	max. 15W	-		22-25
	DM-1155-N3-00	<input type="checkbox"/>				

A*... A



G53

GU10

QR-111 / AR-111 LED

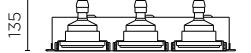
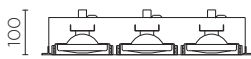
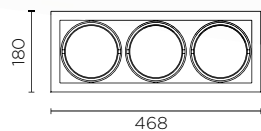
G53	DM-0062-14-00	<input type="checkbox"/>	2 x max.100W			9-14/ 22-25
12V	DM-0062-N3-00	<input type="checkbox"/>				
	QR-111>65W					

A**... C

AR-111 LED

GU10	DM-1156-14-00	<input type="checkbox"/>	2 x max.15W	-		22-25
	DM-1156-N3-00	<input type="checkbox"/>				

A*... A



G53

GU10

QR-111 / AR-111 LED

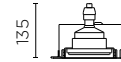
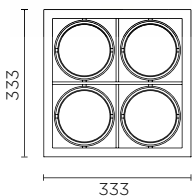
G53	DM-0063-14-00	<input type="checkbox"/>	3 x max.100W			9-14/ 22-25
12V	DM-0063-N3-00	<input type="checkbox"/>				
	QR-111>65W					

A**... C

AR-111 LED

GU10	DM-1157-14-00	<input type="checkbox"/>	3 x max.15W	-		22-25
	DM-1157-N3-00	<input type="checkbox"/>				

A*... A



G53

GU10

QR-111 / AR-111 LED

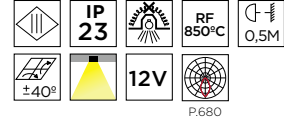
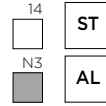
G53	DM-0064-14-00	<input type="checkbox"/>	4 x max.100W			9-14/ 22-25
12V	DM-0064-N3-00	<input type="checkbox"/>				
	QR-111>65W					

A**... C

AR-111 LED

GU10	DM-1158-14-00	<input type="checkbox"/>	4 x max.15W	-		22-25
	DM-1158-N3-00	<input type="checkbox"/>				

A*... A



QR-CBC51 / MR16

GU5.3 max. H=55mm

DM-0053-14-00

max. 50W

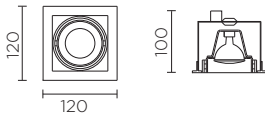


1-8



QR-CBC51 >35W

A**... C



QR-CBC51 / MR16

GU5.3 max. H=55mm

DM-0054-14-00

2 x max.
50W

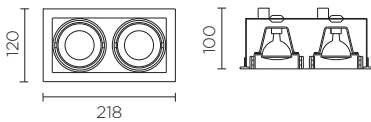


1-8



QR-CBC51 >35W

A**... C



QR-CBC51 / MR16

GU5.3 max. H=55mm

DM-0055-14-00

3 x max.
50W

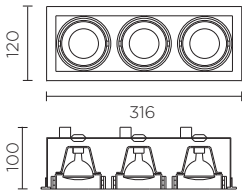


1-8



QR-CBC51 >35W

A**... C



QR-CBC51 / MR16

GU5.3 max. H=55mm

DM-0056-14-00

4 x max.
50W

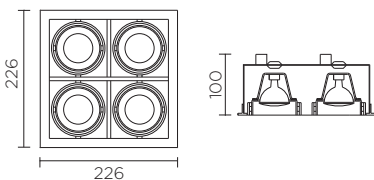


1-8

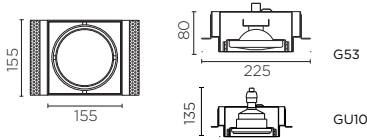
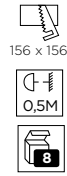
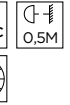

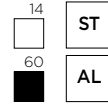


QR-CBC51 >35W

A**... C



MULTIDIR TRIMLESS

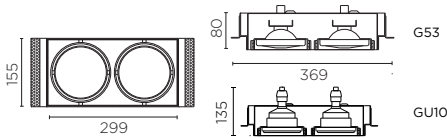
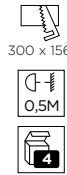


QR-111 / AR-111 LED

G53	DM-0081-14-00	<input type="checkbox"/>	max. 100W		9-14/ 22-25
	DM-0081-60-00	<input checked="" type="checkbox"/>			
	QR-111>65W				
A**... C					

AR-111 LED

GU10	DM-1159-14-00	<input type="checkbox"/>	max. 15W	-	22-25
	DM-1159-60-00	<input checked="" type="checkbox"/>			
A*... A					

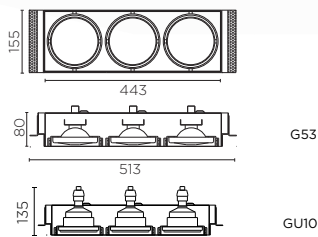


QR-111 / AR-111 LED

G53	DM-0082-14-00	<input type="checkbox"/>	2 x max.100W		9-14/ 22-25
	DM-0082-60-00	<input checked="" type="checkbox"/>			
	QR-111>65W				
A**... C					

AR-111 LED

GU10	DM-1160-14-00	<input type="checkbox"/>	2 x max.15W	-	22-25
	DM-1160-60-00	<input checked="" type="checkbox"/>			
A*... A					

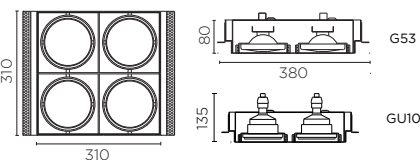
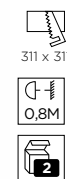


QR-111 / AR-111 LED

G53	DM-0083-14-00	<input type="checkbox"/>	3 x max.100W		9-14/ 22-25
	DM-0083-60-00	<input checked="" type="checkbox"/>			
	QR-111>65W				
A**... C					

AR-111 LED

GU10	DM-1161-14-00	<input type="checkbox"/>	3 x max.15W	-	22-25
	DM-1161-60-00	<input checked="" type="checkbox"/>			
A*... A					



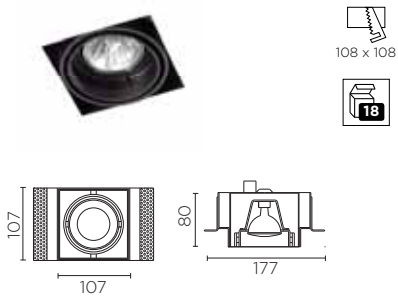
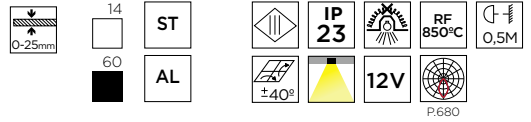

QR-111 / AR-111 LED

G53	DM-0084-14-00	<input type="checkbox"/>	4 x max.100W		9-14/ 22-25
	DM-0084-60-00	<input checked="" type="checkbox"/>			
	QR-111>65W				
A**... C					

AR-111 LED

GU10	DM-1162-14-00	<input type="checkbox"/>	4 x max.15W	-	22-25
	DM-1162-60-00	<input checked="" type="checkbox"/>			
A*... A					

MULTIDIR TRIMLESS



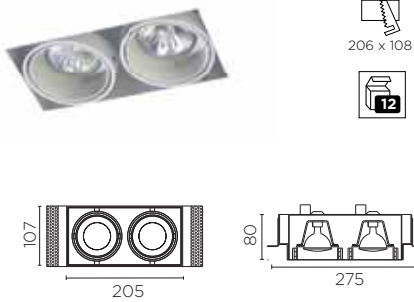
QR-CBC51 / MR16

GU5.3
(max. H=55mm)

DM-0093-14-00	<input type="checkbox"/>	max. 50W			1-8
DM-0093-60-00	<input checked="" type="checkbox"/>				



QR-CBC51 >35W
A**... C



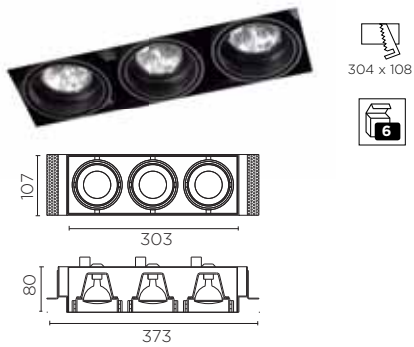
QR-CBC51 / MR16

GU5.3
(max. H=55mm)

DM-0094-14-00	<input type="checkbox"/>	2 x max. 50W			1-8
DM-0094-60-00	<input checked="" type="checkbox"/>				



QR-CBC51 >35W
A**... C



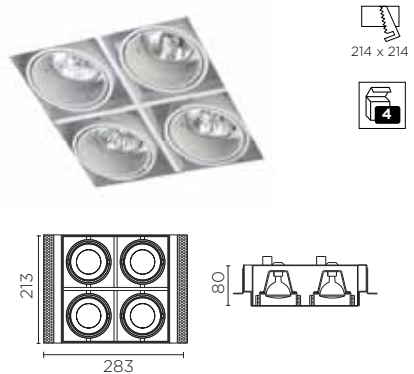
QR-CBC51 / MR16

GU5.3
(max. H=55mm)

DM-0095-14-00	<input type="checkbox"/>	3 x max. 50W			1-8
DM-0095-60-00	<input checked="" type="checkbox"/>				



QR-CBC51 >35W
A**... C



QR-CBC51 / MR16

GU5.3
(max. H=55mm)

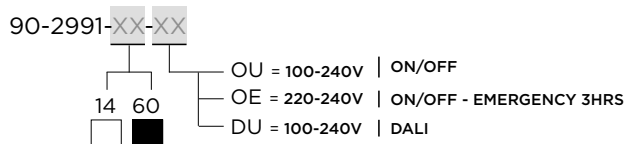
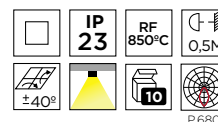
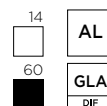
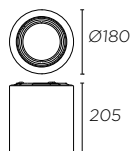
DM-0096-14-00	<input type="checkbox"/>	4 x max. 50W			1-8
DM-0096-60-00	<input checked="" type="checkbox"/>				



QR-CBC51 >35W
A**... C



EXIT

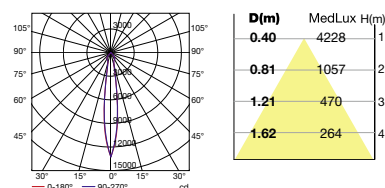


LED CREE Zhaga Standard A+... A

	CRI 80	XX	XX					
90-2991				12°	3000K	2670 lm	25,9W	
90-2992	14	OU	24°					
90-2993	-	DU	38°					
90-2994				12°	4000K			
90-2995	60	OE	24°					
90-2996				38°				
90-2997				12°	3000K	3090 lm	29,6W	
90-2998	14	OU	24°					
90-2999	-	DU	38°					
90-3000				12°	4000K			
90-3204	60	OU	24°					
90-3207				38°				

	CRI 90							
90-3523			OU	12°	3000K	2020 lm	25,9W	
90-3524	14	DU	24°					
90-3525	-	OE	38°					
90-3526				12°	2750 lm	33,7W		
90-3527	60	OU	24°					
90-3528				38°				

LED 3000K 29,6W 24°



Accesorios / Accessories / Accessoires / Zubehöre / Accessori / Acessórios / Аксессуары / Акcesoria



ACT-9180-60-00

QR-111

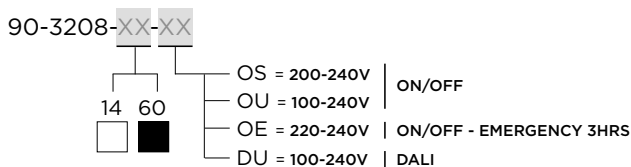
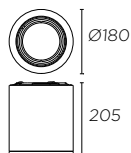
G53 (max. H=77 mm)	90-2984-14-00	<input type="checkbox"/>	max.100W		220-240V 50-60Hz	
A+... C	90-2984-60-00	<input checked="" type="checkbox"/>				

AR-111 LED

GU10 (max. H=100 mm)	90-2981-14-00	<input type="checkbox"/>	max.15W	-	
A+... A	90-2981-60-00	<input checked="" type="checkbox"/>			



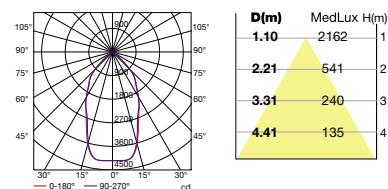
EXIT



HIT-TC

		XX	XX			
G8.5	90-2985			10°	35W	220-240V 50-60Hz
A**... A	90-2986	14		24°		
	90-2987			45°		
	90-2988		OS	10°		
	90-2989	60		24°		
	90-2990			45°		

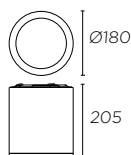
HIT-TC G8.8 50W 45°



Accesorios / Accessories / Accessoires / Zubehöre / Accessori / Acessórios / Аксессуары / Akcesoria



ACT-9180-60-00



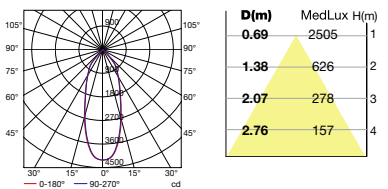
LED CREE

Zhaga Standard

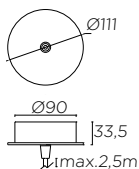
A**... A

		CRI 80	XX	XX				
	90-3208	14	OU	40°	3000K	2670 lm	25,9W	
	90-3209	60	DU OE		4000K			
	90-3210	14	OU	40°	3000K	3090 lm	29,6W	
	90-3211	60	OU		4000K			
	90-3529	14	OU	40°	3000K	2020 lm	25,9W	
		60	DU OE					
	90-3530	14	OU	40°	3000K	2750 lm	33,7W	
		60	OU					

LED 3000K 29,6W 40°



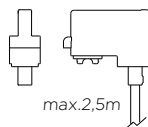
Accesorios / Accessories / Accessoires / Zubehöre / Accessori / Acessórios / Аксессуары / Akcesoria



71-3223-14-00



Kit suspensión /
Suspension kit /
Kit suspension /
Aufhängekit / Kit
sospensione / Kit de
suspensão / Набор
для подвешного
монтажа/ Zestaw do
zawieszenia



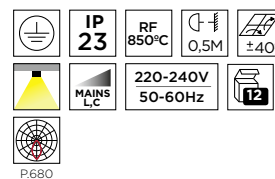
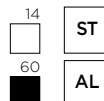
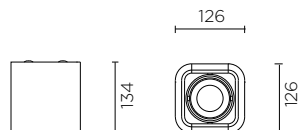
71-3531-60-00



Kit suspensión carril /
Track suspended kit /
Kit suspension /
Aufhängekit /
Kit sospensione / Kit de
suspensão / Набор для
подвешного монтажа для
шины / Zestaw do zawies-
zenia



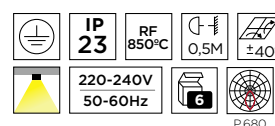
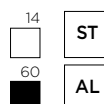
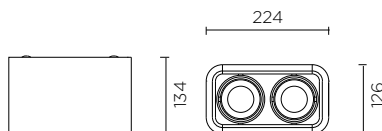
BACO



GU5.3

A⁺⁺... C

DM-1150-14-00	<input type="checkbox"/>	max. 50W			1-8
DM-1150-60-00	<input checked="" type="checkbox"/>				



GU5.3

A⁺⁺... C



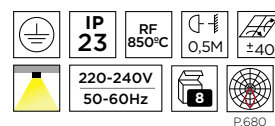
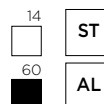
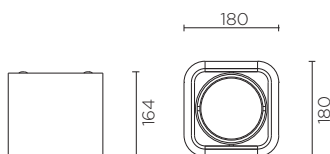
DM-1151-14-00	<input type="checkbox"/>	2 x max. 50W			1-8
DM-1151-60-00	<input checked="" type="checkbox"/>				

GU5.3

(max. H=50 mm)

90-3550-14-00	<input type="checkbox"/>	2 x max. 7W	
90-3550-60-00	<input checked="" type="checkbox"/>		

Solo compatible con bombillas LEDS-C4 / Only compatible with LEDS-C4 bulbs / Uniquement compatible avec des ampoules LEDS-C4 / Nur mit LEDS-C4-Lampen kompatibel / Compatibile soltanto con lampadine LEDS-C4 / Compatível apenas com lâmpadas LEDS-C4 / Совместимы только с лампочками LEDS-C4 / Kompatybilne tylko z żarówkami LEDS-C4



QR-111⁺

G53

A⁺⁺... C



DM-1100-14-00	<input type="checkbox"/>	max. 75W			9-11
DM-1100-60-00	<input checked="" type="checkbox"/>				

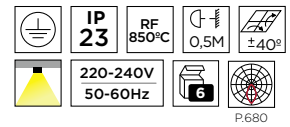
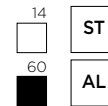
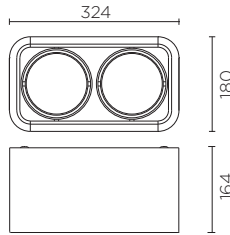
AR-111 LED

G53 (max. H=77 mm)

A⁺... A

90-3546-14-00	<input type="checkbox"/>	max. 15W			22-25
90-3546-60-00	<input checked="" type="checkbox"/>				

Solo compatible con bombillas LEDS-C4 / Only compatible with LEDS-C4 bulbs / Uniquement compatible avec des ampoules LEDS-C4 / Nur mit LEDS-C4-Lampen kompatibel / Compatibile soltanto con lampadine LEDS-C4 / Compatível apenas com lâmpadas LEDS-C4 / Совместимы только с лампочками LEDS-C4 / Kompatybilne tylko z żarówkami LEDS-C4



QR-111 *

G53	DM-1101-14-00	<input type="checkbox"/>	2 x max. 75W		
A+... C	DM-1101-60-00	<input type="checkbox"/>			

AR-111 LED

G53 (max. H=77 mm)	90-3547-14-00	<input type="checkbox"/>	2 x max. 15W		
A+... A	90-3547-60-00	<input type="checkbox"/>			

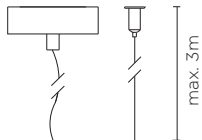
Solo compatible con bombillas LED-S-C4 / Only compatible with LED-S-C4 bulbs / Uniquement compatible avec des ampoules LED-S-C4 / Nur mit LED-S-C4-Lampen kompatibel / Compatibile soltanto con lampadine LED-S-C4 / Compatível apenas com lâmpadas LED-S-C4 / Совместимы только с лампочками LED-S-C4 / Kompatybilne tylko z żarówkami LED-S-C4

Accesorios / Accessories / Accessoires / Zubehöre / Accessori / Acessórios / Аксессуары / Akcesoria

PARA CÓDIGO / FOR CODE
POUR CODE / FÜR ARTIKEL-NR /
PER CODICE / PARA CÓDIGO /
ДЛЯ АРТИКУЛА / DLA KODU



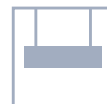
ACT-9044-14-00	<input type="checkbox"/>	DM-1100 90-3546	Kit suspensión + 1 sirga / Suspension kit + 1 steel cable / Kit suspension + 1 câble de suspension / Aufhängekit + 1 Stahlkabel / Kit sospensione + 1 cavo / Kit de suspensão + 1 cabo de suspensão / Набор для подвешенного монтажа + 1 трос / Zestaw do zawieszenia + 1 linka
ACT-9044-60-00	<input type="checkbox"/>		
ACT-9045-14-00	<input type="checkbox"/>	DM-1101 90-3547	Kit suspensión + 2 sirgas / Suspension kit + 2 steel cable / Kit suspension + 2 câble de suspension / Aufhängekit + 2 Stahlkabel / Kit sospensione + 2 cavi / Kit de suspensão + 2 cabos de suspensão / Набор для подвешенного монтажа + 2 троса / Zestaw do zawieszenia + 2 linka
ACT-9045-60-00	<input type="checkbox"/>		



* Versiones de descarga a consultar / Discharge lamps versions upon request. / Versions à décharge sur demande / Ausführungen mit Entladungslampen auf Anfrage / Versioni su richiesta per lampade scarica / Versões para lâmpada de descarga mediante consulta / O моделях с разрядными лампами спрашивайте дополнительно / Wersje lamp wyładowczych do skonsultowania



TECHNICAL



LINEAL LIGHTING SYSTEMS

SISTEMAS LINEALES DE ILUMINACIÓN
 SYSTÈMES D'ÉCLAIRAGE LINÉAIRES
 LINEARE BELEUCHTUNGSSYSTEME
 SISTEMI LINEARI D'ILLUMINAZIONE
 SISTEMAS LINEARES DE ILUMINAÇÃO
 ЛИНЕЙНЫЕ СИСТЕМЫ ОСВЕЩЕНИЯ
 LINIOWE SYSTEMY OŚWIETLENIOWE



INFINITE



INFINITE C



INFINITE LED



INFINITE C LED

P. 166


P. 158

P. 164

P. 160

	<input type="checkbox"/>	<input type="checkbox"/>	<input type="checkbox"/>	<input type="checkbox"/>
	<input type="checkbox"/>	<input type="checkbox"/>	<input type="checkbox"/>	<input type="checkbox"/>
	<input type="checkbox"/>	<input type="checkbox"/>	<input type="checkbox"/>	<input type="checkbox"/>
	<input type="checkbox"/>	<input type="checkbox"/>	<input type="checkbox"/>	<input type="checkbox"/>
1 x TL5/G5	<input type="checkbox"/>	<input type="checkbox"/>	<input type="checkbox"/>	<input type="checkbox"/>
2 x TL5/G5	<input type="checkbox"/>	<input type="checkbox"/>	<input type="checkbox"/>	<input type="checkbox"/>
LED	<input type="checkbox"/>	<input type="checkbox"/>	<input type="checkbox"/>	<input type="checkbox"/>
39W (900mm)	<input type="checkbox"/>	<input type="checkbox"/>	<input type="checkbox"/>	<input type="checkbox"/>
28W (1134mm)	<input type="checkbox"/>	<input type="checkbox"/>	<input type="checkbox"/>	<input type="checkbox"/>
54W (1200mm)	<input type="checkbox"/>	<input type="checkbox"/>	<input type="checkbox"/>	<input type="checkbox"/>
80W (1500mm)	<input type="checkbox"/>	<input type="checkbox"/>	<input type="checkbox"/>	<input type="checkbox"/>
XXXX mm	<input type="checkbox"/>	<input type="checkbox"/>	<input type="checkbox"/>	<input type="checkbox"/>
	<input type="checkbox"/>	<input type="checkbox"/>	<input type="checkbox"/>	<input type="checkbox"/>
	<input type="checkbox"/>	<input type="checkbox"/>	<input type="checkbox"/>	<input type="checkbox"/>
	<input type="checkbox"/>	<input type="checkbox"/>	<input type="checkbox"/>	<input type="checkbox"/>
	<input type="checkbox"/>	<input type="checkbox"/>	<input type="checkbox"/>	<input type="checkbox"/>
	<input type="checkbox"/>	<input type="checkbox"/>	<input type="checkbox"/>	<input type="checkbox"/>
	<input type="checkbox"/>	<input type="checkbox"/>	<input type="checkbox"/>	<input type="checkbox"/>
	<input type="checkbox"/>	<input type="checkbox"/>	<input type="checkbox"/>	<input type="checkbox"/>





INFINITE C LED





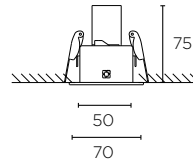
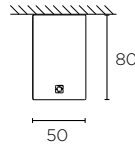
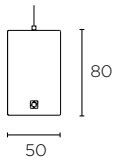


INFINITE C LED



Suspendida / Suspended / En suspension / Hängelampe / A sospensione / Suspensa / Подвесной / Zwieszana

Adosada / Surface mounted / En surface / Aufbau / Montata in superficie / Montada em superficie / Поверхностный / Natynkowa

Empotrada trim / Recessed with trim / Encastré « trim » / Trim-Einbau / Einbauleuchte mit Rahmen / Incasso trim / Encastrada com aro / Встроенный с рамкой / Wbudowana typu trim (z obrzeżem)



ELIGE TU COLOR
CHOOSE YOUR COLOUR



Posibilidad de ofrecer diferentes acabados, bajo pedido. Consulte con nuestro equipo comercial.

Possibility to offer different finishes, upon request. Get in contact with our sales team.

Possibilitè de diffèrentes finitions sur commande. Consultez notre équipe commerciale.

Andere Oberflächengestaltungen auf Anfrage. Unsere Vertriebsmitarbeiter beraten Sie gern.

Possibilità di offrire diverse rifiniture, su richiesta. Rivolgersi al nostro staff commerciale.

Possibilidade de oferecer diferentes acabamentos, sob pedido. Consulte a nossa equipa comercial.

Возможность предложить различные варианты отделки, по заказу. Обращайтесь в наш коммерческий отдел.

Możliwość zaoferowania różnego wykończenia na zamówienie. Proszę skontaktować się z naszym Działem Handlowym.

INFINITE C

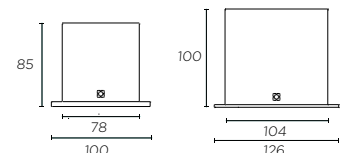
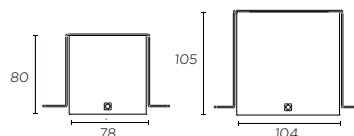
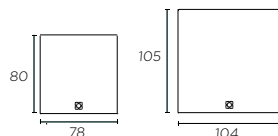
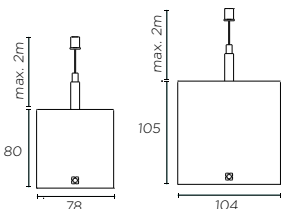



Suspendida / Suspended / En suspension / Hängelampe / A sospensione / Suspensa / Подвесной / Zwieszana

Adosada / Surface mounted / En surface / Aufbau / Montata in superficie / Montada em superficie / Поверхностный / Natynkowa

Empotrada trimless / Trimless recessed / Encastré « trimless » / Einbauleuchte ohne Rahmen / Incasso trimless / Encastrada sem aro / Встроенный рамки / Wbudowana typu trimless (bez obrzeża)

Empotrada trim / Recessed with trim / Encastré « trim » / Trim-Einbau / Einbauleuchte mit Rahmen / Incasso trim / Encastrada com aro / Встроенный с рамкой / Wbudowana typu trim (z obrzeżem)



INFINITE C LED / INFINITE C

STEP 1

Elija la fuente de luz / Choose the light source / Choisissez la source lumineuse / Lichtquelle auswählen / Scelga la fonte di luce / Escolha a fonte de luz / Выберите источник света / Wybierz źródło światła

STEP 2

Elija su aplicación / Choose your application / Choisissez votre application / Montageart wählen / Scegliere l'applicazione / Escolha a sua aplicação / Выберите тип монтажа / Proszę wybrać swoje zastosowanie

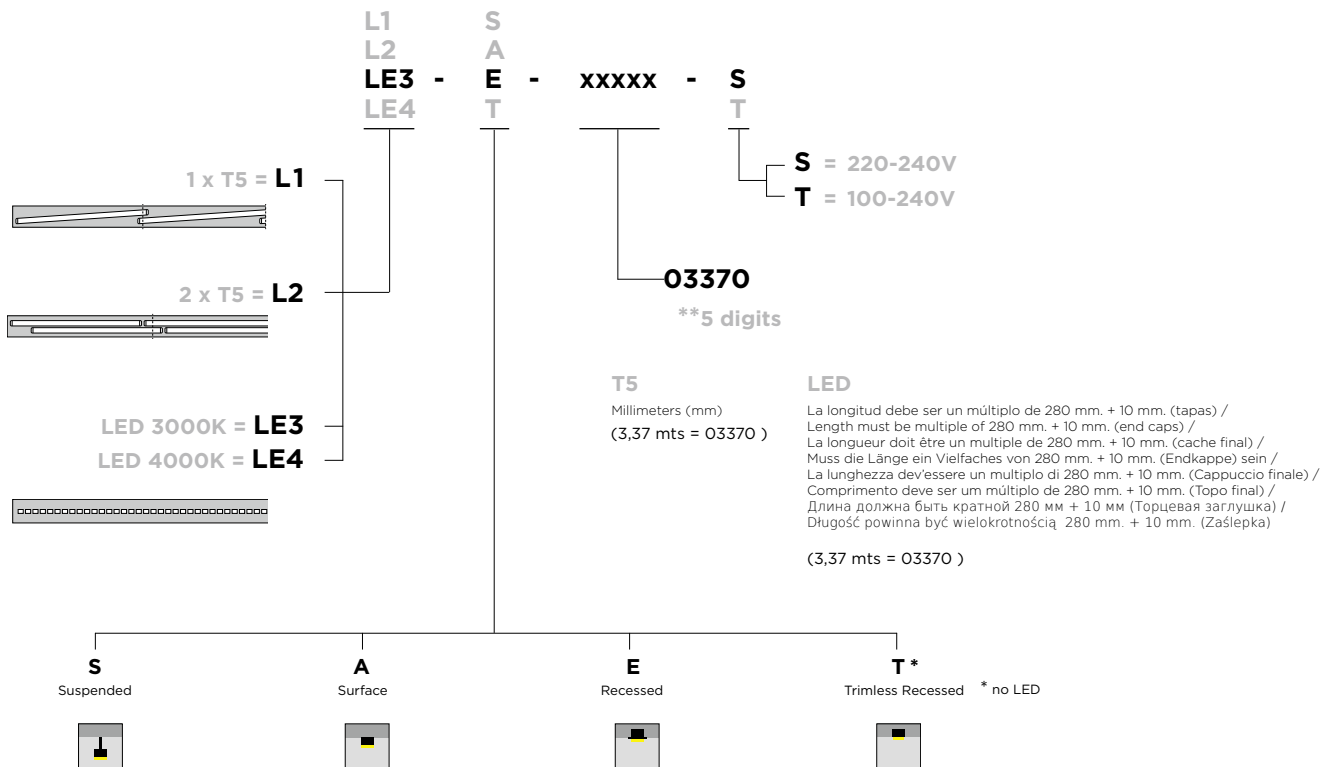
STEP 3

Elija la longitud que necesite en milímetros (5 dígitos) / Choose the length required in millimeters (5 digits) / Choisissez la longueur nécessaire en millimètres (5 chiffres) / Länge in mm wählen (5 Stellen) / Escolha o comprimento necessário em milímetros (5 dígitos) / Scegliere la lunghezza necessaria in millimetri (5 cifre) / Выберите необходимую длину в мм (5 знаков) / Proszę wybrać żądaną w milimetrach (5 cyfr)

STEP 4

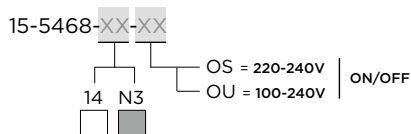
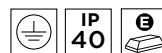
Haga su pedido / Place your order / Passez commande / Bestellung aufgeben / Faça a sua encomenda / Effettuare l'ordine / Оформите заказ / Proszę wykonać zamówienie

CÓDIGO / CODE / CODE / ARTIKEL-NR / CODICE / CÓDIGO / АРТИКУЛА / KODU





INFINITE LED



LED

A**... A	14	N3	OS	OU	3000K	4000K	2920lm	3190lm	3890lm	4250lm	5830lm	6370lm
15-5468												
15-5469	14		OS									
15-4797	-	-										
15-4798												
15-5470		N3		OU								
15-5471												



71-4911-N3-00

Sirgas / Steel cord / Câble de suspension / Cabos de suspensão / Cavi in acciaio / Stahlkabel / Тросы / Liny



+





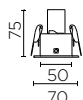
71-4834-14-00

71-4834-N3-00

Florón / Power supply unit / Base d'alimentation / Netzteil / Base de alimentação / Base alimentazione / Защитно-декоративный колпачок / Podsufitka



INFINITE LED



LED

A**... A	14	N3	OS	OU	3000K	4000K	2920lm	3190lm	3890lm	4250lm	5830lm	6370lm
90-5472												
90-5473	14		OS									
90-4799	-	-										
90-4800												
90-5474		N3		OU								
90-5475												

Accesorios / Accessories / Accessoires / Zubehöre / Accessori / Acessórios / Аксессуары / Akcesoria



71-4923-00-00

Kit unión perfil / Profile union kit / Kit de raccord profil / Verbindungskit
 Profil / Kit di unione profilo / Kit de união perfil / Набор соединительный
 для профиля / Zestaw łączący profil

ELIGE TU COLOR
 CHOOSE YOUR COLOUR



Posibilidad de ofrecer diferentes acabados, bajo pedido. Consulte con nuestro equipo comercial.
 Possibility to offer different finishes, upon request. Get in contact with our sales team.
 Possibilité de différentes finitions sur commande. Consultez notre équipe commerciale.
 Andere Oberflächengestaltungen auf Anfrage. Unsere Vertriebsmitarbeiter beraten Sie gern.
 Possibilità di offrire diverse rifiniture, su richiesta. Rivolgersi al nostro staff commerciale.
 Possibilidade de oferecer diferentes acabamentos, sob pedido. Consulte a nossa equipa comercial.
 Возможность предложить различные варианты отделки, по заказу. Обращайтесь в наш коммерческий отдел.
 Możliwość zaoferowania różnego wykończenia na zamówienie. Proszę skontaktować się z naszym Działem Handlowym.

INFINITE

1XT5

A**... C



TRIMLESS REFERENCE = AD-xxxx-xx-xx Adosado / Surface mounted / En surface / Aufbaumontage / Montata in superficie / Montada em superficie / Поверхностный / Natynkowa	TRIMLESS REFERENCE + + = AD-xxxx-xx-xx Suspendido / Suspended / En suspension / Aufhängung / A sospensione / Suspensa / Подвесной / Zwieszana	TRIMLESS REFERENCE + = AD-xxxx-xx-xx Empotrada trimless / Trimless recessed / Encastré « trimless » / Einbaumontage ohne Rahmen / Ad incasso trimless / Encastrada sem aro / Встроенный без рамки / Wbudowana typu trimless (bez obrzeża).	TRIM REFERENCE = EP-xxxx-xx-xx Empotrada trim / Recessed with trim / Encastré « trim » / Einbauleuchte mit Rahmen / A incasso trim / Encastrada com aro / Встроенная с рамкой / Wbudowana typu trim (z obrzeżem)
---	--	---	--

ACCESSORIES

Watts			Finishing	Reference	+								
39W 900 mm	TRIMLESS		-	PC	■	AD-0659-N3-00	O	S	R	A	C	F	
			-	DP	■	AD-0656-N3-00	O	S	R	A	-	F	
			1-10V	PC	■	AD-0683-N3-00	D	S	R	A	C	F	
			1-10V	DP	■	AD-0680-N3-00	D	S	R	A	-	F	
			DALI	PC	■	AD-0694-N3-00	D	S	R	A	C	F	
			DALI	DP	■	AD-0691-N3-00	D	S	R	A	-	F	
	54W 1200 mm	TRIMLESS		-	PC	□	EP-1620-14-00	-	-	-	B	E	-
				-	DP	□	EP-1617-14-00	-	-	-	B	-	-
				1-10V	PC	□	EP-1643-14-00	-	-	-	B	E	-
				1-10V	DP	□	EP-1640-14-00	-	-	-	B	-	-
				DALI	PC	□	EP-1654-14-00	-	-	-	B	E	-
				DALI	DP	□	EP-1651-14-00	-	-	-	B	-	-
80W 1500 mm		TRIMLESS		-	PC	□	AD-0660-14-00	O	S	R	A	C	F
				-	DP	■	AD-0660-N3-00	D	S	R	A	C	F
				-	DP	□	AD-0657-14-00	O	S	R	A	-	F
				-	DP	■	AD-0657-N3-00	O	S	R	A	-	F
				1-10V	PC	□	AD-0684-14-00	D	S	R	A	C	F
				1-10V	DP	■	AD-0684-N3-00	D	S	R	A	C	F
	80W 1500 mm	TRIMLESS		1-10V	DP	□	AD-0681-14-00	D	S	R	A	-	F
				1-10V	DP	■	AD-0681-N3-00	D	S	R	A	-	F
				DALI	PC	□	AD-0695-14-00	D	S	R	A	C	F
				DALI	DP	■	AD-0695-N3-00	O	S	R	A	C	F
				DALI	DP	□	AD-0692-14-00	D	S	R	A	-	F
				DALI	DP	■	AD-0692-N3-00	D	S	R	A	-	F
80W 1500 mm		TRIM		-	PC	□	EP-1621-14-00	-	-	-	B	E	-
				-	DP	□	EP-1618-14-00	-	-	-	B	-	-
				1-10V	PC	□	EP-1644-14-00	-	-	-	B	E	-
				1-10V	DP	□	EP-1641-14-00	-	-	-	B	-	-
				DALI	PC	□	EP-1655-14-00	-	-	-	B	E	-
				DALI	DP	□	EP-1652-14-00	-	-	-	B	-	-
	80W 1500 mm	TRIMLESS		-	PC	■	AD-0661-N3-00	D	S	R	A	C	F
				-	DP	■	AD-0658-N3-00	O	S	R	A	-	F
				1-10V	PC	■	AD-0685-N3-00	D	S	R	A	C	F
				1-10V	DP	■	AD-0682-N3-00	D	S	R	A	-	F
				DALI	PC	■	AD-0696-N3-00	D	S	R	A	C	F
				DALI	DP	■	AD-0693-N3-00	D	S	R	A	-	F
80W 1500 mm		TRIM		-	PC	□	EP-1622-14-00	-	-	-	B	E	-
				-	DP	□	EP-1619-14-00	-	-	-	B	-	-
				1-10V	PC	□	EP-1645-14-00	-	-	-	B	E	-
				1-10V	DP	□	EP-1642-14-00	-	-	-	B	-	-
				DALI	PC	□	EP-1656-14-00	-	-	-	B	E	-
				DALI	DP	□	EP-1653-14-00	-	-	-	B	-	-


PC

Policarbonato /
 Polycarbonate /
 Polycarbonate /
 Polykarbonat /
 Policarbonato /
 Polycarbonato /
 Поликарбонат /
 Poliweglan


DP

Doble parabólica /
 Double parabolic /
 Double parabolé /
 Doppelparabol /
 Doppia parabola /
 Dupla parabólica /
 Двойной параболический /
 Podwójna parabola

Accesorios / Accessories / Accessoires / Zubehöre / Accessori / Acessórios / Аксессуары / Akcesoria



2.5m

Florón /
 Power supply unit /
 Base d'alimentation /
 Netzteil /
 Base d'alimentazione /
 Base de alimentação /
 Защитно-декоративный колпачок /
 Podsufitka

ACT-9090-14-00 (Standard)
 ACT-9090-N3-00 (Standard)

ACT-9083-N3-00 (1-10V or DALI)



2m

Sirgas /
 Steel cord /
 Câble de suspension /
 Stahlkabel /
 Cavi in acciaio /
 Cabos de suspensão /
 Тросы /
 Liny

ACT-9091-N3-00 2 units/ref



Kit para empotrar perfil trimless /
 Trimless recessed kit /
 Kit d'encastrement profil « trimless » /
 Einbaukit Profil ohne Rahmen /
 Kit per incasso profilo trimless /
 Kit para encastrar o perfil sem aro /
 Набор для встроенного монтажа профиля без рамки /
 Zestaw do wbudowania profili typu trimless (bez obrzeza)

ACT-9092-00-00 2 units/ref



Kit unión perfil /
 Profile union kit /
 Kit de raccord profil /
 Verbindungskit Profil /
 Kit di unione profilo /
 Kit de união perfil /
 Набор соединительный для профиля /
 Zestaw łączący profil

ACT-9114-00-00

ACT-9096-00-00


PC
 DIF

Conector 90° con difusor policarbonato /
 L-shape connector + PC cover /
 Connecteur 0° avec diffuseur polycarbonate /
 90-Grad-Stecker mit Diffusor aus Polykarbonat /
 Connettore 90° con diffusore di policarbonato /
 Conector 90° com difusor de policarbonato /
 Уголок соединительный L-образный с рассеивателем из поликарбоната /
 Złączka 90° z poliwęglanowym dyfuzorem

ACT-9150-14-M1
 ACT-9150-N3-M1

ACT-9152-14-M1


PC
 DIF

Conector T con difusor policarbonato /
 T-shape connector + PC cover /
 Connecteur en T avec diffuseur polycarbonate /
 T-Stecker mit Diffusor aus Polykarbonat /
 Connettore a T con diffusore di policarbonato /
 Conector T com difusor de policarbonato /
 Соединитель T-образный с рассеивателем из поликарбоната /
 Złączka w kształcie T z poliwęglanowym dyfuzorem

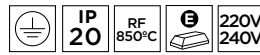
ACT-9154-14-M1

ACT-9154-N3-M1

INFINITE

2XT5

A**... C



TRIMLESS REFERENCE = AD-xxxx-xx-xx Adosado / Surface mounted / En surface / Aufbaumontage / Montata in superficie / Montada em superficie / Поверхностный / Natynkowa	TRIMLESS REFERENCE + + = AD-xxxx-xx-xx Suspendido / Suspended / En suspension / Aufhängung / A sospensione / Suspensa / Подвесной / Zwieszana	TRIMLESS REFERENCE + = AD-xxxx-xx-xx Empotrada trimless / Trimless recessed / Encastré « trimless » / Einbaumontage ohne Rahmen / Ad incasso trimless / Encastrada sem aro / Встроенный без рамки / Wbudowana typu trimless (bez obrzeża).	TRIM REFERENCE = EP-xxxx-xx-xx Empotrada trim / Recessed with trim / Encastré « trim » / Einbauleuchte mit Rahmen / A incasso trim / Encastrada com aro / Встроенная с рамкой / Wbudowana typu trim (z obrzeżem)
---	--	---	--

ACCESSORIES

Watts			Finishing	Reference	+							
2x39W 900 mm	TRIMLESS 		PC	■	AD-0665-N3-00	O	S	R	A	B	E	
			DP	■	AD-0662-N3-00	O	S	R	A	-	E	
			PC	■	AD-0689-N3-00	D	S	R	A	B	E	
			DP	■	AD-0686-N3-00	D	S	R	A	-	E	
			DALI	PC	■	AD-0700-N3-00	D	S	R	A	B	E
			DALI	DP	■	AD-0697-N3-00	D	S	R	A	-	E
	TRIM 		-	□	EP-1626-14-00	-	-	-	A	C	-	
			DP	□	EP-1623-14-00	-	-	-	A	-	-	
			PC	□	EP-1649-14-00	-	-	-	A	C	-	
			DP	□	EP-1646-14-00	-	-	-	A	-	-	
			DALI	PC	□	EP-1660-14-00	-	-	-	A	C	-
			DALI	DP	□	EP-1657-14-00	-	-	-	A	-	-
2x54W 1200 mm	TRIMLESS 		PC	□	AD-0666-14-00	O	S	R	A	B	E	
			DP	■	AD-0666-N3-00	D	S	R	A	B	E	
			PC	□	AD-0663-14-00	O	S	R	A	-	E	
			DP	■	AD-0663-N3-00	O	S	R	A	-	E	
			DALI	PC	□	AD-0690-14-00	D	S	R	A	B	E
			DALI	DP	■	AD-0690-N3-00	D	S	R	A	B	E
	TRIM 		-	□	AD-0687-14-00	D	S	R	A	-	E	
			DP	■	AD-0687-N3-00	D	S	R	A	-	E	
			PC	□	AD-0701-14-00	D	S	R	A	B	E	
			DP	■	AD-0701-N3-00	O	S	R	A	B	E	
			DALI	PC	□	AD-0698-14-00	D	S	R	A	-	E
			DALI	DP	■	AD-0698-N3-00	D	S	R	A	-	E
2x80W 1500 mm	TRIMLESS 		PC	□	EP-1627-14-00	-	-	-	A	C	-	
			DP	□	EP-1624-14-00	-	-	-	A	-	-	
			PC	□	EP-1650-14-00	-	-	-	A	C	-	
			DP	□	EP-1647-14-00	-	-	-	A	-	-	
			DALI	PC	□	EP-1661-14-00	-	-	-	A	C	-
			DALI	DP	□	EP-1658-14-00	-	-	-	A	-	-
	TRIM 		-	■	AD-0664-N3-00	O	S	R	A	-	-	
			DP	■	AD-0688-N3-00	D	S	R	A	-	-	
			DALI	■	AD-0699-N3-00	D	S	R	A	-	-	
			-	□	EP-1625-14-00	-	-	-	A	-	-	
			DP	□	EP-1648-14-00	-	-	-	A	-	-	
			DALI	□	EP-1659-14-00	-	-	-	A	-	-	


PC

Policarbonato /
 Polycarbonate /
 Polycarbonate /
 Polykarbonat /
 Policarbonato /
 Polycarbonate /
 Поликарбонат /
 Poliweglan


DP

Doble parabólica /
 Double parabolic /
 Double parabol /
 Doppelparabol /
 Doppia parabola /
 Dupla parabólica /
 Двойной параболический /
 Podwójna parabola

Accesorios / Accessories / Accessoires / Zubehöre / Accessori / Acessórios / Аксессуары / Akcesoria



2.5m

Florón /
 Power supply unit /
 Base d'alimentation /
 Netzteil /
 Base d'alimentazione /
 Base de alimentação /
 Защитно-декоративный колпачок /
 Podsufitka

ACT-9090-14-00 (Standard)
 ACT-9090-N3-00

ACT-9083-N3-00 (1-10V or DALI)



2m

Sirgas /
 Steel cord /
 Câble de suspension /
 Stahlkabel /
 Cavi in acciaio /
 Cabos de suspensão /
 Тросы /
 Liny

ACT-9091-N3-00 2 units/ref



Kit para empotrar perfil trimless /
 Trimless recessed kit /
 Kit d'encastrement profil « trimless » /
 Einbaukit Profil ohne Rahmen /
 Kit per incasso profilo trimless /
 Kit para encastrar o perfil sem aro /
 Набор для встроенного монтажа профиля без рамки /
 Zestaw do wbudowania profili typu trimless (bez obrzeza)

ACT-9093-00-00 2 units/ref



Kit unión perfil /
 Profile union kit /
 Kit de raccord profil /
 Verbindungskit Profil /
 Kit di unione profilo /
 Kit de união perfil /
 Набор соединительный для профиля /
 Zestaw łączący profil

ACT-9097-00-00


PC
 DF

Conector 90° con difusor policarbonato /
 L-shape connector + PC cover /
 Connecteur 0° avec diffuseur polycarbonate /
 90-Grad-Stecker mit Diffusor aus Polykarbonat /
 Connettore 90° con diffusore di policarbonato /
 Conector 90° com difusor de policarbonato /
 Уголок соединительный L-образный с
 рассеивателем из поликарбоната /
 Złączka 90° z poliwęglanowym dyfuzorem

ACT-9151-14-M1
 ACT-9151-N3-M1

ACT-9153-14-M1


PC
 DF

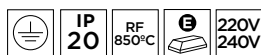
Conector T con difusor policarbonato /
 T-shape connector + PC cover /
 Connecteur en T avec diffuseur polycarbonate /
 T-Stecker mit Diffusor aus Polykarbonat /
 Connettore a T con diffusore di policarbonato /
 Conector T com difusor de policarbonato /
 Соединитель T-образный с рассеивателем из поликарбоната /
 Złączka w kształcie T z poliwęglanowym dyfuzorem

ACT-9155-14-M1
 ACT-9155-N3-M1

INFINITE WALL WASHER

1XT5

A**... C



TRIMLESS

REFERENCE = **AD-xxxx-xx-xx**

Adosado / Surface mounted /
En surface / Aufbaumontage /
Montata in superficie / Montada
em superficie / Поверхностный /
Natynkowa

TRIMLESS

REFERENCE + + =

Suspendido / Suspended /
En suspension / Aufhängung /
A sospensione / Suspensa /
Подвесной / Zwieszana

TRIMLESS

REFERENCE + =

Empotrada trimless / Trimless recessed /
Encastré « trimless » / Einbaumontage ohne
Rahmen / Ad incasso trimless / Encastrada
sem aro / Встроенный без рамки /
Wbudowana typu trimless (bez obrzeża)

TRIM

REFERENCE = **EP-xxxx-xx-xx**

Empotrada trim / Recessed with trim /
Encastré « trim » / Einbauleuchte mit
Rahmen / A incasso trim / Encastrada
com aro / Встроенная с рамкой /
Wbudowana typu trim (z obrzeżem)

ACCESSORIES

Watts			Finishing	Reference	+			
54W		-	AR	AD-0654-N3-00	O	S	R	A
1200 mm		-		EP-1615-14-00	-	-	-	A



AR Reflector asimétrico /
Asymmetrical reflector /
Réflecteur asymétrique /
Asymmetrischer Reflektor /
Reflector assimétrico /
Riflettore asimmetrico /
Ассиметричный отражатель /
Asymetryczny odbłyśnik

Accesorios / Accessories / Accessoires / Zubehöre / Accessori / Acessórios / Аксессуары / Akcesoria



O ACT-9090-N3-00 **(Standard)**

Florón / Power supply unit /
Base d'alimentation / Netzteil /
Base d'alimentazione / Base de alimentação /
Защитно-декоративный колпачок / Podsufitka



S ACT-9091-N3-00 **2 units/ref**

Sirgas / Steel cord /
Câble de suspension / Stahlkabel /
Cavi in acciaio /
Cabos de suspensão /
Тросы / Liny



R ACT-9093-00-00 **2 units/ref**

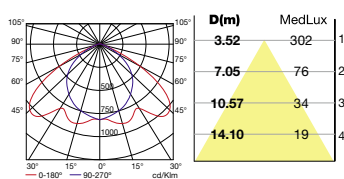
Kit para empotrar perfil trimless /
Trimless recessed kit /
Kit d'encastrement profil « trimless » /
Einbaukit Profil ohne Rahmen /
Kit per incasso profilo trimless /
Kit para encastrar o perfil sem aro /
Набор для встроенного монтажа профиля без рамки /
Zestaw do wbudowania profilu typu trimless (bez obrzeża)



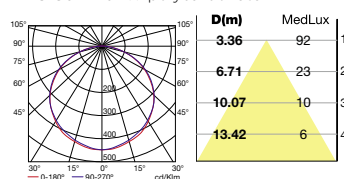
A ACT-9097-00-00

Kit unión perfil /
Profile union kit /
Kit de raccord profil /
Verbindungsprofil /
Kit di unione profilo /
Kit de união perfil /
Набор соединительный для профиля /
Zestaw łączący profil

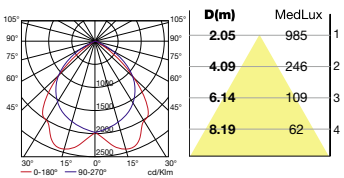
TL5 G5 1x54W double parabolic



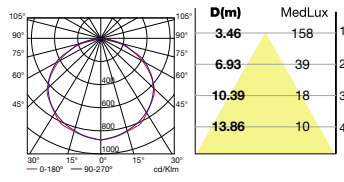
TL5 G5 1x54W polycarbonate



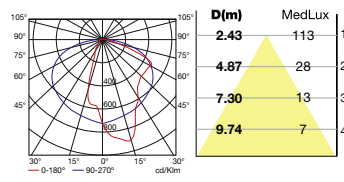
TL5 G5 2x54W double parabolic



TL5 G5 2x54W polycarbonate





TL5 G5 1x54W asymmetrical reflector






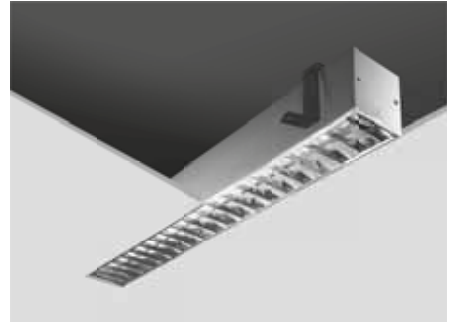
PC

Policarbonato /
 Polycarbonate /
 Polycarbonate /
 Polykarbonat /
 Policarbonato /
 Policarbonato /
 Поликарбонат /
 Poliwęglan





DP

Doble parabólica /
 Double parabolic /
 Double parabole /
 Doppelparabol /
 Doppia parabola /
 Dupla parabólica /
 Двойной параболический /
 Podwójna parabola




AR

Reflector asimétrico /
 Asymmetrical reflector /
 Réflecteur asymétrique /
 Asymmetrischer Reflektor /
 Reflector assimétrico /
 Riflettore asimmetrico /
 Ассиметричный отражатель /
 Asymetryczny odbłyśnik

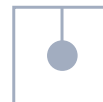


TECHNICAL



	P. 52	P. 123	P. 150	P. 154
E-27				
QR-111/G53	■		■	■
AR-111/GU10	■		■	
AR-111/G53				■
CDM-R111/GX8.5				■
HIT-T/G12	■			
HIT-TC/G8.5			■	
T5/G5				
LED	■	■	■	
	■	■ (1)	■	■

(1) Solo en algunas versiones / Only in some versions



SUSPENDED

SUSPENDIDOS
SUSPENSIONS
HÄNGELEUCHTEN
SOSPENSIONI
SUSPENSÕES
ПОДВЕЧНЫЕ
ZWIEZHANE



P. 166

P. 158

P. 174

P. 106

		■	
		■	
■			
	■	■	Max.7/13W
■	■	■	■

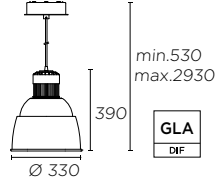
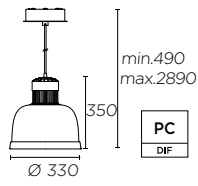
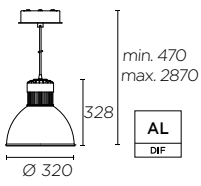
PEK







PEK



14

- AL
- AL
DIF
- GLA
DIF
- PC
DIF

- IP 20
- LED
- 6



LED CREE
Zhaga Standard
A**... A

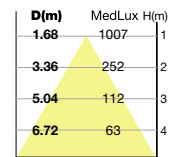
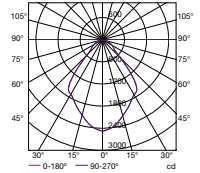
CRI 80

00-4941-14-00	<input type="checkbox"/>	3000K	3220lm	34,3W	
00-4944-14-00	<input type="checkbox"/>	4000K			
00-4947-14-00	<input type="checkbox"/>	3000K	5120lm	53,2W	
00-4950-14-00	<input type="checkbox"/>	4000K			

CRI 90

00-4953-14-00	<input type="checkbox"/>	3000K	3880lm	53,2W	
---------------	--------------------------	-------	--------	-------	--

LED CRI80 3000K 53,2W



LED CREE
Zhaga Standard
A**... A

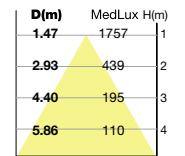
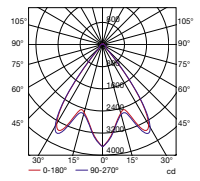
CRI 80

00-4942-14-M2	<input type="checkbox"/>	3000K	3220lm	34,3W	
00-4945-14-M2	<input type="checkbox"/>	4000K			
00-4948-14-M2	<input type="checkbox"/>	3000K	5120lm	53,2W	
00-4951-14-M2	<input type="checkbox"/>	4000K			

CRI 90

00-4954-14-M2	<input type="checkbox"/>	3000K	3880lm	53,2W	
---------------	--------------------------	-------	--------	-------	--

LED CRI80 3000K 53,2W



LED CREE
Zhaga Standard
A**... A

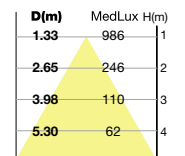
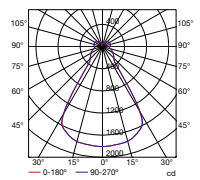
CRI 80

00-4943-14-B9	<input type="checkbox"/>	3000K	3220lm	34,3W	
00-4946-14-B9	<input type="checkbox"/>	4000K			
00-4949-14-B9	<input type="checkbox"/>	3000K	5120lm	53,2W	
00-4952-14-B9	<input type="checkbox"/>	4000K			

CRI 90

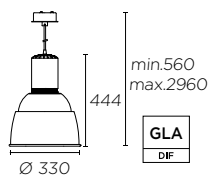
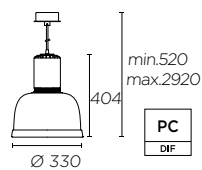
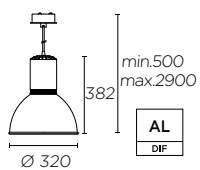
00-4955-14-B9	<input type="checkbox"/>	3000K	3880lm	53,2W	
---------------	--------------------------	-------	--------	-------	--

LED CRI80 3000K 53,2W

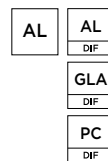








14



HIT-T

G12

A*... A

00-4956-14-00	<input type="checkbox"/>	35W	220-240V 50-60Hz
00-4959-14-00	<input type="checkbox"/>	70W	



HIT-T

G12

A*... A

00-4957-14-M2	<input type="checkbox"/>	35W	220-240V 50-60Hz
00-4960-14-M2	<input type="checkbox"/>	70W	



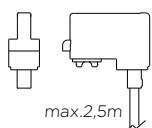
HIT-T

G12

A*... A

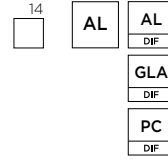
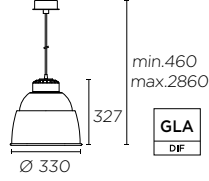
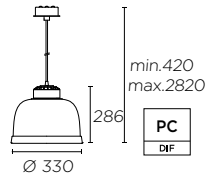
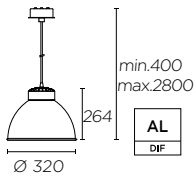
00-4958-14-B9	<input type="checkbox"/>	35W	220-240V 50-60Hz
00-4961-14-B9	<input type="checkbox"/>	70W	

Accesorios / Accessories / Accessoires / Zubehöre / Accessori / Acessórios / Аксессуары / Akcesoria



71-3531-60-00

Kit suspensión carril / Track suspended kit / Kit suspension / Aufhängekit / Kit sospensione / Kit de suspensão / Набор для подвешивания для шины / Zestaw do zawieszenia



E-27

A**... C

00-4962-14-00



max. 100W



E-27

A**... C

00-4963-14-M2



max. 100W



E-27

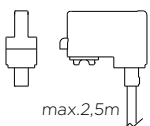
A**... C

00-4964-14-B9



max. 100W

Accesorios / Accessories / Accessoires / Zubehöre / Accessori / Acessórios / Аксессуары / Akcesoria




71-3531-60-00



Kit suspensión carril / Track suspended kit / Kit suspension / Aufhängekit / Kit sospensione / Kit de suspensão / Набор для подвесного монтажа для шины / Zestaw do zawieszenia

TECHNICAL



- Ø 31-40mm
- Ø 41-50mm
- Ø 51-60mm
- Ø 61-70mm
- Ø 91-100mm
- 71-80mm x 71-80mm
- 101-110mm x 101-110mm
- 161-170mm x 81-90mm
- 171-180mm x 141-150mm

P.186 P.187 P.184 P.185

LED Max. 2,2W Max. 2,2W Max. 2,2W Max. 2,2W

3000K ■ ■ ■ ■



15° ■ ■ ■ ■

25° ■ ■ ■ ■

40° ■ ■ ■ ■

HALO ■ ■ ■ ■

■ 54-S2 ■ ■ ■ ■

■ S2 ■ ■ ■ ■

■ 14 ■ ■ ■ ■

■ N3 ■ ■ ■ ■

IP20 ■ ■ ■ ■

IP23 ■ ■ ■ ■

IP43 ■ ■ ■ ■

IP50 ■ ■ ■ ■

IP54 ■ ■ ■ ■

IK02 ■ ■ ■ ■

IK03 ■ ■ ■ ■







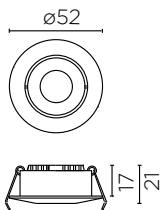
SIGNAL
 SEÑALIZACIÓN
 SIGNALISATION
 SIGNALISIERUNG
 SEGNALETICA
 SINALIZAÇÃO
 МАРКЕРНАЯ ПОДСВЕТКА
 SYGNALIZACJA



	■		
		■	
			■
			■
			■
	2W	Max. 2,2W	Max. 1W
	■	■	■
	■	■	■
	■	■	
	■	■	■
	■		



LEO



71-4813

LED CREE

A++... A

DN-0511-S2-00



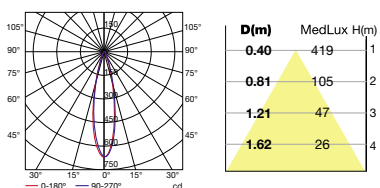
3000K

max.170lm


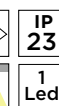

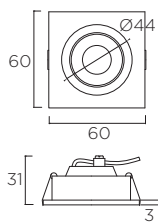
max. 2,2W



LED 3000K 2,2W 15°



OXY



71-4813

LED CREE

A++... A

90-3489-54-S2



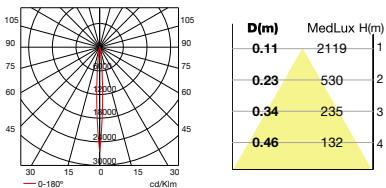
3000K

max.170lm

max. 2,2W




LED 3000K 2,2W 15°

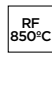
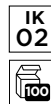
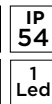

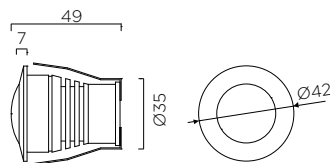


x1 x1

Set ópticas incluidas.
Set of lenses included.
Set de lentilles fourni.
Linsenset inklusiv.
Set di lenti incluso.
Conjunto de lentes incluido.
Включен набор оптических аксессуаров.
Łącznie z kompletem układu optycznego.



DOT



LED CREE

A**... A

05-3314-N3-B9



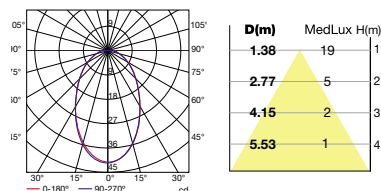
3000K

max. 170lm

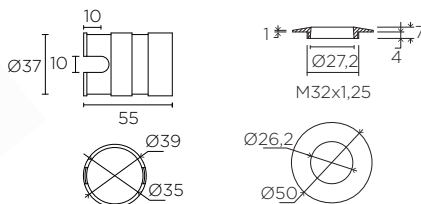

max. 2,2W



LED 3000K 2,2W



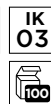
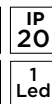

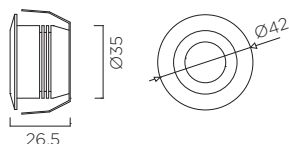
Accesorios / Accessories / Accessoires / Zubehöre / Accessori / Acessórios / Аксессуары / Akcesoria



71-4661-N3-N3

Kit

BIT



LED CREE

A**... A

05-3308-S2-00



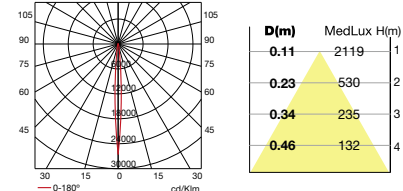
3000K

max. 145lm

max. 2,2W



LED 3000K 2,2W 15°

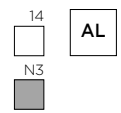
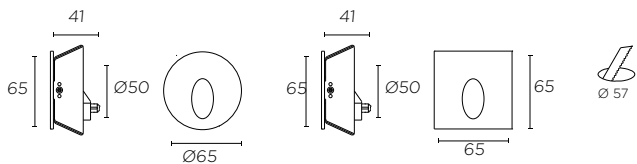


x 1 x 1

Set ópticas incluidas.
Set of lenses included.
Set de lentilles fourni.
Linsenset inklusiv.
Set di lenti incluso.
Conjunto de lentes incluido.
Включен набор оптических аксессуаров.
Łącznie z kompletem układu optycznego.



STEP



LED

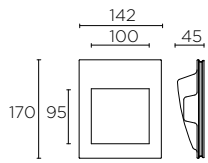
A**... A	55-1573-14-00	<input type="checkbox"/>	3000K	250lm	2W	220V/240V	
	55-1573-N3-00	<input type="checkbox"/>					



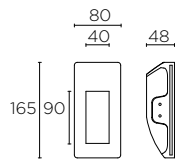
LED

A**... A	55-1574-14-00	<input type="checkbox"/>	3000K	250lm	2W	220V/240V	
	55-1574-N3-00	<input type="checkbox"/>					

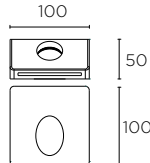




05-1808-14-00



05-1804-14-00



05-2904-14-00



PLASTER



IP 20

RF 850°C



1 Led



LED CREE

175 x 145

A+ ... A



05-1808-14-00		3000K	max. 100lm	max. 1W		max. 350 mA	
---------------	--	-------	------------	---------	--	-------------	--



LED CREE

170 x 85

A+ ... A



05-1804-14-00		3000K	max. 100lm	max. 1W		max. 350 mA	
---------------	--	-------	------------	---------	--	-------------	--



LED CREE

105 x 105

A+ ... A

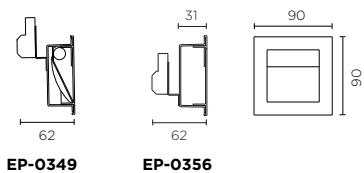


05-2904-14-00		3000K	max. 100lm	max. 1W		max. 350 mA	
---------------	--	-------	------------	---------	--	-------------	--





SIGN




80 x 120
con caja / with box

77 x 77
sin caja / without box

14 AL

N3



HALOPIN

G9	EP-0349-N3-XY	<input checked="" type="checkbox"/>	25W	-	-
A**... C	EP-0349-14-XY	<input type="checkbox"/>			



LED CREE

A**... A	EP-0356-N3-00	<input checked="" type="checkbox"/>	3000K	max. 170lm	max. 2,2W	DIMMING	max. 700 mA	B P.682
	EP-0356-14-00	<input type="checkbox"/>						



TECHNICAL

LED

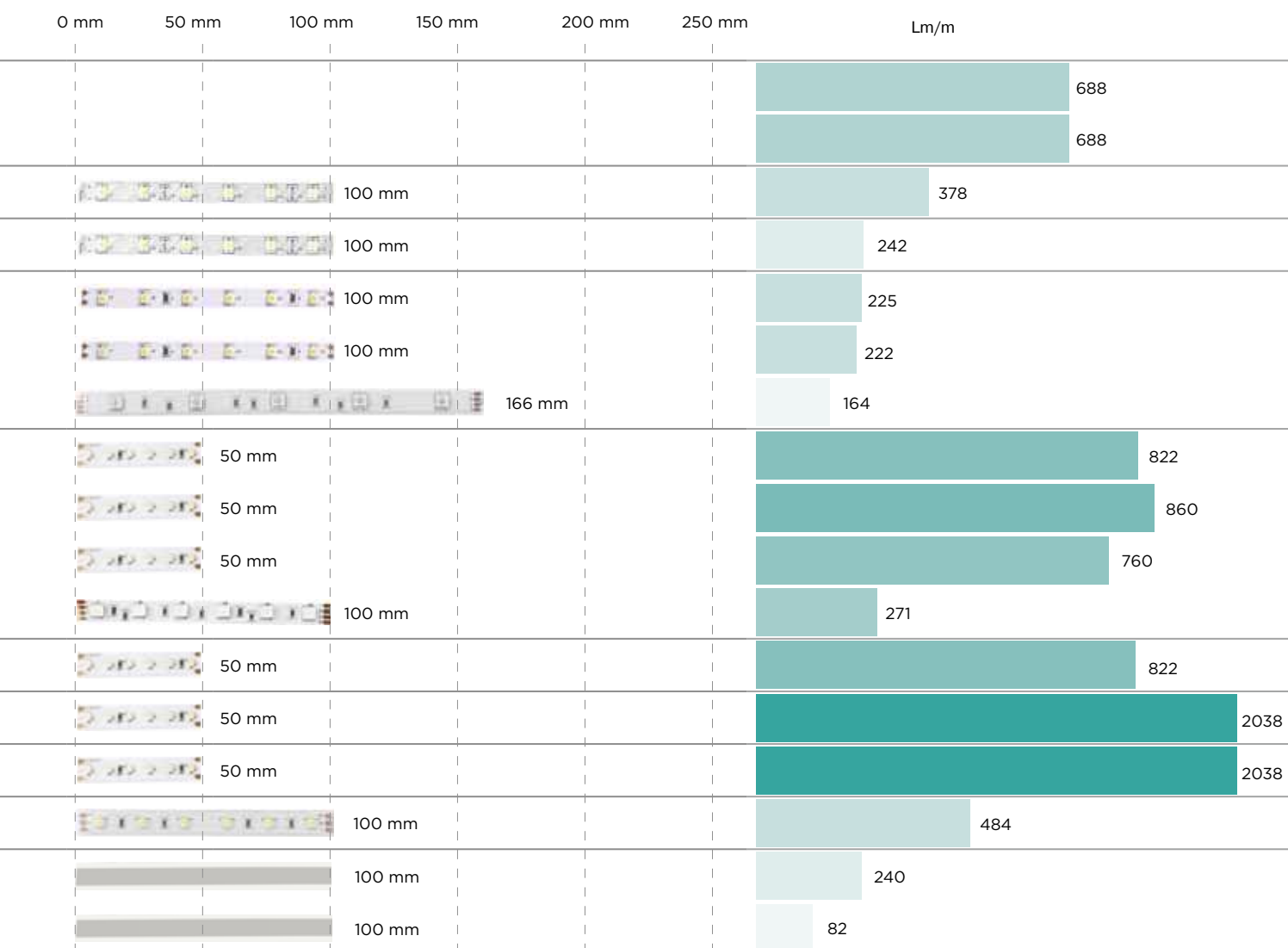
		VDC	LUZ/ LIGHT/ CBET/ ŚWIATŁO	REFERENCIA/ REFERENCE/ АРТИКУЛ/ NR REFERENCYJNY	W/m	LEDS/m	IP	
ION	P.196	12VDC	WARM WHITE	91-3411-54-M2	7,2		68	
			WARM WHITE	91-3408-54-M2	14,4		68	
ON	P.196	24VDC	WARM WHITE	91-4671-00-00	4,8	60	20	
ON ECO	P.199	24VDC	WARM WHITE	91-0150-00-00	4,8	60	20	
ON IP ECO	P.198	24VDC	WARM WHITE	91-0175-00-00	4,8	60	65	
			COLD WHITE	91-0171-00-00	4,8	60	65	
			RGB	91-2491-00-00	7,2	30	65	
ON HP	P.200	24VDC	WARM WHITE	91-2361-00-00	9,6	120	20	
			WARM WHITE	91-3282-00-00	9,6	120	20	
			COLD WHITE	91-2365-00-00	9,6	120	20	
			RGB	91-2379-00-00	14,4	60	20	
ON HP IP	P.201	24VDC	WARM WHITE	91-4763-00-00	9,6	120	65	
ON SP	P.202	24VDC	WARM WHITE	91-4764-00-00	28	120	20	
ON SP IP	P.203	24VDC	WARM WHITE	91-4765-00-00	28	120	65	
ZENIT	P.203	24VDC	WW-CW	91-2492-00-00	9,6	60	65	
DEEP	P.204	24VDC	WARM WHITE	91-5452-00-00	14,4	60	67	
			RGB	91-5453-00-00	14,4	60	67	



LED STRIPS

TIRAS LED
 BANDEAUX À LED
 LED-BÄNDER
 STRISCE LED
 FITAS LED
 СВЕТОДИОДНЫЕ ЛЕНТЫ
 PASKI LED

CORTE / CUT / ШАГ СРЕЗА / PRZEKRÓJ (MM)

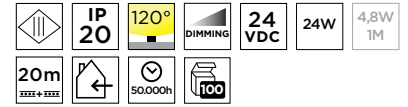
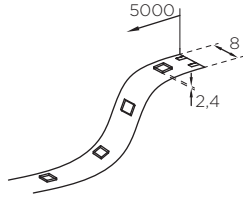


Consultar guías de instalación antes de realizar cualquier manipulación. / Consult installation guides before handling the product. / Consulter les guides d'installation avant toute manipulation. / Bitte lesen Sie vor der Montage die Installationsanleitungen. / Consultare la guida di installazione prima di installare il prodotto. / Consultar os guias de instalação antes de qualquer manuseamento. / До начала работы обязательно ознакомьтесь с инструкцией по монтажу. / Zapoznać się z instrukcjami zamontowania przed wykonaniem jakichkolwiek czynności.





ON

**LED**

A**... A

91-4671-00-00

3000K

1890 lm

24W

60 LED/m

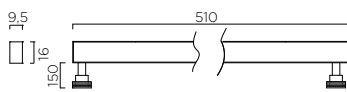
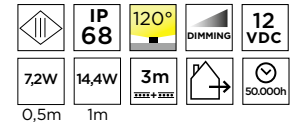
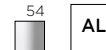


P.684

Accesorios / Accessories / Accessoires / Zubehöre / Accessori / Acessórios / Аксессуары / Akcesoria

LINEALPerfil de 2m / 2 m profile / Profil de 2 m / 2 M Profil / Profili di 2 m / Calha de 2 m / Профиль 2 м / Profil 2m
ver página / see page / voir page / siehe Seite / vedi pag. / ver página / Смотреть страницу / Zobacz stronę . 206

ION

**LED**

A**... A



91-3411-54-M2



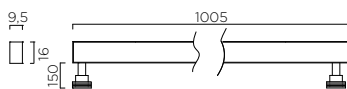
3000K

345 lm

7,2W



P.684

**LED**

A**... A



91-3408-54-M2



3000K

685 lm

14,4W




P.684

Accesorios / Accessories / Accessoires / Zubehöre / Accessori / Acessórios / Аксессуары / Akcesoria



71-3411-56-56

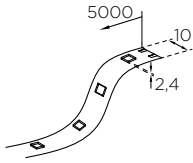
Accesorio para orientar la tira ION
 Accessory to adjust the ION strip
 Accessoire d'orientation du bandeau ION
 Zubehöre zur Ausrichtung von ION-Band
 Accessorio per orientare la striscia ION
 Acessório para orientar a tira ION
 Включает аксессуар для направляемости ленты ION
 Zawiera akcesorium do nastawiania oprawy ion





ON ECO

BASIC SOLUTION



LED Eco

A**... A

91-0150-00-00

3000K

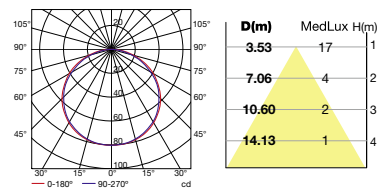
1210 lm

24W

60 LED/m

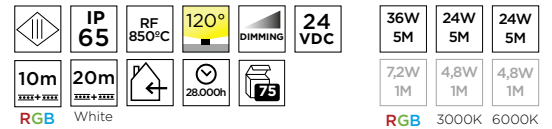
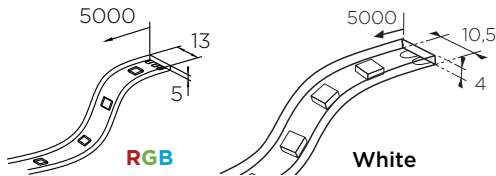


LED 3000K 24W



ON IP ECO

BASIC SOLUTION



LED Eco

A**... A

91-2491-00-00

RGB

820 lm

36W

30LED/m



91-0175-00-00

3000K

1130 lm

24W

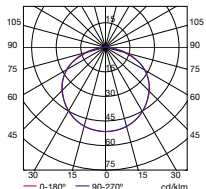
60LED/m

91-0171-00-00

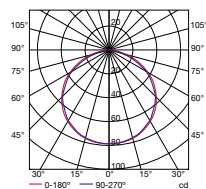
6000K

1110 lm

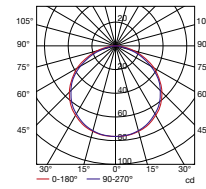
LED RGB 36W



LED 3000K 24W



LED 6000K 24W



Accesorios / Accessories / Accessoires / Zubehöre / Accessori / Acessórios / Аксессуары / Akcesoria

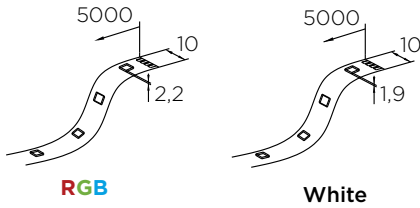
LINEAL

Perfil de 2m / 2 m profile / Profil de 2 m / 2 M Profil / Profili di 2 m / Calha de 2 m / Профиль 2 м / Profil 2m
ver página / see page / voir page / siehe Seite / vedi pag. / ver página / Смотреть страницу / Zobacz stronę . 206





ON HP



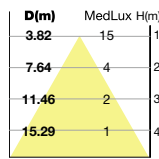
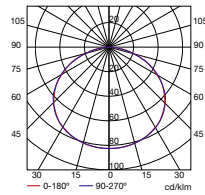
	IP 20		120°		DIMMING		24 VDC	72W 5M	48W 5M	48W 5M	48W 5M
	5m		10m		50.000h		50.000h	14,4W 1M	9,6W 1M	9,6W 1M	9,6W 1M
RGB		White		RGB		3000k 2500k 6000k					

LED

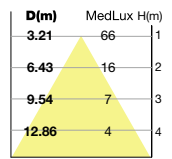
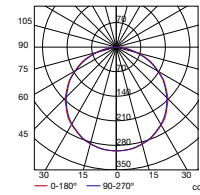
A**... A	91-2379-00-00	RGB	1360 lm	72W	60 LED/m	
	91-3282-00-00	2500K	4300 lm	48W	120 LED/m	
	91-2361-00-00	3000K	4110 lm			
	91-2365-00-00	6000K	3800 lm			

**equivalente a
as bright as
14,4W/m
ON HP
2014**

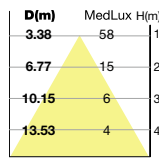
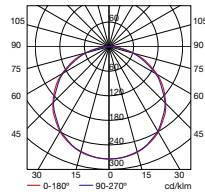
LED RGB 72W



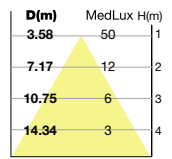
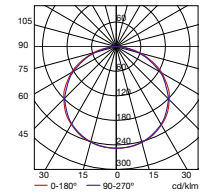
LED 2500K 48W



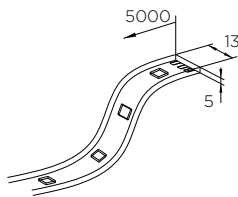
LED 3000K 48W



LED 6000K 48W



ON HP IP



	IP 65		120°		DIMMING		24 VDC	48W 5M	9,6W 1M	
	10m		50.000h		100					

LED

A**... A	91-4763-00-00	3000K	4110 lm	48W	120 LED/m	
----------	---------------	-------	---------	-----	-----------	--

Accesorios / Accessories / Accessoires / Zubehöre / Accessori / Acessórios / Аксессуары / Akcesoria

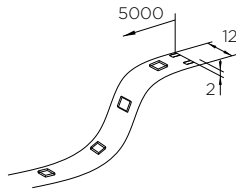
LINEAL

Perfil de 2m / 2 m profile / Profil de 2 m / 2 M Profil / Profili di 2 m / Calha de 2 m / Профиль 2 м / Profil 2m
ver página / see page / voir page / siehe Seite / vedi pag. / ver página / Смотреть страницу / Zobacz stronę . 206



XARELLO

ON SP

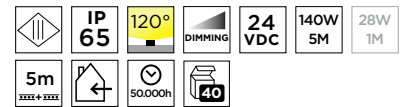
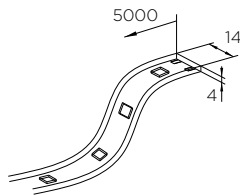


LED

A**... A

91-4764-00-00	3000K	10190 lm	140W	120 LED/m	P684
---------------	-------	----------	------	-----------	------

ON SP IP

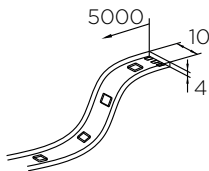


LED

A**... A

91-4765-00-00	3000K	10190 lm	140W	120 LED/m	P684
---------------	-------	----------	------	-----------	------

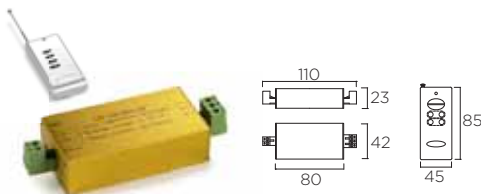
ZENIT



LED

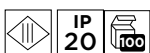
A**... A

91-2492-00-00	3000K-6000K	2420 lm	48W	60 LED/m	P684
---------------	-------------	---------	-----	----------	------



71-3467-00-00

 12/24VDC
120/240W

 Controlador / Controller / Contrôleur / Steuergerät /
Regolatori / Controlador / Контроллер / Kontroler


71-3468-00-00

12/24VDC 120/240W

 Amplificador / Amplifier / Amplificateur / Verstärker /
Amplificatore / Amplificador / Усилитель / Wzmacniacz


Accesorios / Accessories / Accessoires / Zubehöre / Accessori / Acessórios / Аксессуары / Akcesoria

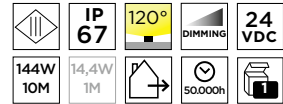

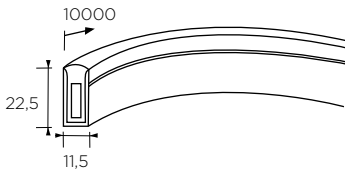
LINEAL

 Perfil de 2m / 2 m profile / Profil de 2 m / 2 M Profil / Profili di 2 m / Calha de 2 m / Профиль 2 м / Profil 2m
ver página / see page / voir page / siehe Seite / vedi pag. / ver página / Смотреть страницу / Zobacz stronę . 206





DEEP



LED

A**... A	91-5452-00-00	3000K	2400 lm	144W	60 LED/m	
	91-5453-00-00	RGB	820 lm			

Accesorios / Accessories / Accessoires / Zubehöre / Accessori / Acessórios / Аксессуары / Akcesoria

71-5320-00-00	Tapón RGB & white / RGB & white Plug / Bouchon RGB et blanc / Deckel Tapón RGB und white / Tappo di chiusura RGB & white / Tampa RGB e white / Zatyczka RGB i white / Заглушка для светодиодной ленты RGB и белой
71-5321-00-00	Conexión white / White connection / Connexion blanc / Anschluss white / Connessione white / Ligação white / Połączenie white / Подсоединение для белого света
71-5322-00-00	Conexión RGB / RGB connection / Connexion RGB / Anschluss RGB / Connessione RGB / Ligação RGB / Połączenie RGB / Подсоединение для RGB
71-5323-00-00	Perfil 3cm 60 uni. / 3cm 60 uni. section / 2m Section / Profil 3 cm 60 unités / 3-cm-Profil 60 St. / Profilo 3cm 60 unità / Perfil 3 cm 60 uni. / Profil 3cm 60 szt. / Профиль 3 см 60 шт.
71-5324-00-00	Perfil 2m. / Profil 2 m / 2-m-Profil / Profilo 2m / Perfil 2 m / Profil 2m / Профиль 2 м



LINEAL



No compatible con tiras DEEP
 Not compatible with DEEP strips
 Non compatible avec les bandeaux DEEP
 Nicht kompatibel mit Bänder DEEP


Non compatibile con strisce DEEP
 Não compatível com tiras DEEP
 Не сочетаемый с лентами DEEP
 Niekompatybilny z taśmami DEEP



71-3454-54-M2



71-3454-54-M3



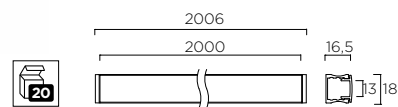
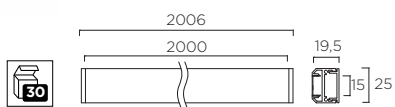
71-0289-54-00




71-0566-54-M2



71-0566-54-M3





71-0299-54-00

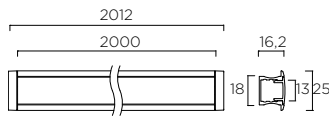
NO
DIFFUSER

71-0580-54-M2

PC
TRÁN
DIF

71-0580-54-M3

PC
MAT
DIF



71-0331-54-00


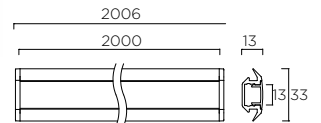
NO
DIFFUSER

71-0593-54-M2

PC
TRÁN
DIF

71-0593-54-M3

PC
MAT
DIF



71-5455-00-00

Kit para empotrar (2 unidades/ref)
 Recessed kit (2 units/ref)
 Kit d'encastrement (2 unités/réf)
 Einbaukit (2 Stk/Ref)
 Kit per incasso (2 unità/rif)
 Kit para encastrar (2 unidades/ref)
 Набор для встроенного монтажа (2 шт/артикул)
 Zestaw do wbudowania (2 sztuki/ref.)



LINEAL



No compatible con tiras DEEP
 Not compatible with DEEP strips
 Non compatible avec les bandeaux DEEP
 Nicht kompatibel mit Bänder DEEP

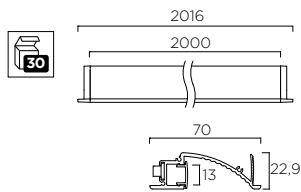
Non compatibile con strisce DEEP
 Não compatível com tiras DEEP
 Не сочетаемый с лентами DEEP
 Niekompatybilny z taśmami DEEP



71-0388-54-00 **NO**
DIFFUSER

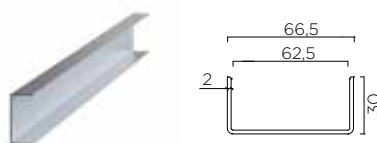
71-0594-54-M2 **PC**
TRAN
DIF

71-0594-54-M3 **PC**
MAT
DIF



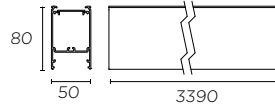
71-1554-54-00

Kit para empotrar en pared de obra / Recessing kit for brick wall / Kit pour encastrer au mur / Einbaukit für Mauerwerk / Kit per incasso a parete / Kit para encastrar em parede de obra / Набор для встроенного монтажа / Zestaw do montażu w ścianach z cegły

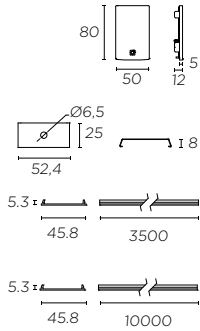




71-5482-14-00
 71-5482-N3-00



Accesorios / Accessories / Accessoires / Zubehöre / Accessori / Acessórios / Аксессуары / Akcesoria



71-5483-14-00 <input type="checkbox"/> 71-5483-N3-00 <input checked="" type="checkbox"/>	Kit 2 tapas / Kit of 2 covers / Kit 2 caches / 2er Set Deckel / Kit 2 tappi / Kit 2 tampas / Zestaw 2 pokryw / Набор 2 заглушки. 2 units
71-5484-00-00	Kit fijación superficie / Surface fixation kit / Kit de fixation en surface / Set zur Wandmontage / Kit fissazione superficie / Kit de fixação à superfície / Zestaw mocujący na powierzchni / Набор для поверхностного крепежа
71-5485-00-00	Difusor PC 3500mm / 3500mm PC diffuser / Diffuseur PC 3500 mm / Diffusor PC 3500 mm / Diffusore PC 3500mm / Difusor PC 3500 mm / Dyfuzor PC 3500mm / Рассеиватель поликарбонатный 3500 мм
71-5486-00-00	Difusor 10000mm / 10000mm Diffuser / Diffuseur 10000 mm / Diffusor 10000 mm / Diffusore 10000mm / Difusor 10000 mm / Dyfuzor 10000mm / Рассеиватель 10000 мм
71-5487-00-00	Fuente alimentación / Power Supply / Source d'alimentation / Stromversorgung / Fonte di alimentazione / Fonte de alimentação / Źródło zasilania - 24VDC / 96W / Источник питания 24 В постоянного тока / 95 Вт
71-4923-00-00	Kit unión perfil / Profile union kit / Kit de raccord profil / Verbindungskit Profil / Kit di unione profilo / Kit de união perfil / Набор соединительный для профиля / Zestaw łączący profil

